

**General Warrant**

**City Council Meeting**  
**of**  
**May 13, 2026**

**City of Bell**  
**Warrants for Payment Demands**  
**and Bank Wire Transfers**

**City Council Meeting May 13, 2026**

<b>Category</b>	<b>Check/Wire Number</b>	<b>Total Checks</b>	<b>Total Amount</b>
General Checking Account	87697-87702	5	\$ 19,342.13
General Checking Account	87737-87741	5	\$ 6,247.07
Payroll Accounts Payable	87690-87692	3	\$ 3,340.86
Warrant General Accounts Payable	87693-87696	4	\$ 198,985.80
Warrant General Accounts Payable	87703-87727	25	\$ 38,048.04
Warrant General Accounts Payable	87728-87736	9	\$ 34,478.50
Bell Community Housing Authority (BCHA) Checking Account	9189-9192	4	\$ 625.43
Bell Community Housing Authority (BCHA) Checking Account	9193	1	\$ 8,688.66
Bell Community Housing Authority (BCHA) Wire Transfers	9194	1	\$ 916.00
	<b>Total</b>	<b>9</b>	<b>\$ 310,672.49</b>

Respectfully submitted,

Rickey Manbahal  
Finance Director

**General Fund Warrants  
City Council Meeting May 13, 2026**

**Warrants- 05/02/26-05/08/26**

Category	Check Number	Total Amount	Total Invoices
Forthwith General Accounts Payable	87697-87702	\$ 19,342.13	5
Forthwith General Accounts Payable	87737-87741	\$ 6,247.07	5
Payroll Accounts Payable	87690-87692	\$ 3,340.86	3
Warrant General Accounts Payable	87693-87696	\$ 198,985.80	4
Warrant General Accounts Payable	87703-87727	\$ 38,048.04	25
Warrant General Accounts Payable	87728-87736	\$ 34,478.50	9
<b>Total</b>		<b>\$ 300,442.40</b>	<b>51</b>

# Accounts Payable

## Computer Check Register



# CITY of BELL

User: rmanbahal  
 Printed: 05/08/2026 - 4:27PM  
 Batch: 00005.05.2026 - RM 050526-FGEN  
 Bank Account: Wells GF

Check	Vendor No	Vendor Name	Date	Invoice No	amount
87697	Wells GF	3289	AD-WEAR & SPECIALTY C	5/8/2026	
				38812-IN	6,272.00
			Check 87697 Total:		6,272.00
87698	Wells GF	3469	AMAZON CAPITAL SERVIK	5/8/2026	
				CRT-P13V-PD1J	25.22
				W9-DFCL-7FHI	23.93
			Check 87698 Total:		49.15
87699	Wells GF	01061	AT&T MOBILITY	5/8/2026	
				X04162026	902.88
				X04162026	1,214.09
				X04162026	55.94
				X04162026	264.68
				X04162026	50.86
				X04162026	50.86
				X04162026	50.86
			Check 87699 Total:		2,590.17
87700	Wells GF	2405	ENTERPRISE FM TRUST	5/8/2026	
				FOT0194299	1,333.25
				FOT0194299	1,333.25
				FOT0194299	1,333.27
				FOT0194299	1,333.25
				FOT0194299	1,333.25
			Check 87700 Total:		6,666.27
87701	Wells GF	5723	MASSACHUSETTS MUTU/	5/8/2026	
				B020804400	191.60
				B020804400	238.00
				B020804400	467.63
				B020804400	161.50
				B020804400	24.58
				B020804400	49.57
				B020804400	382.00
				B020804400	198.69
				B020804400	14.98
				B020804400	228.68
				B020804400	73.73
				B020804400	23.95
				B020804400	79.13
				B020804400	24.58
				B020804400	104.13
				B020804400	104.13
				B020804400	31.18
				B020804400	104.13

Check	Vendor No	Vendor Name	Date	Invoice No	amount
				B020804400	62.35
					<hr/>
				Check 87701 Total:	2,564.54
87702	Wells GF	5816	5/8/2026	DAVID RUIZ	
					50
					<hr/>
				Check 87702 Total:	1,200.00
					<hr/>
				Report Total:	19,342.13
					<hr/>
					<hr/>

# Accounts Payable

## Computer Check Register



# CITY of BELL

User: rmanbahal  
 Printed: 05/08/2026 - 4:52PM  
 Batch: 00008.05.2026 - RM 050526-FGEN-NOPO  
 Bank Account: Wells GF

Check	Vendor No	Vendor Name	Date	Invoice No	amount
87737	Wells GF	01151	ALLIANT INSURANCE SEI	5/8/2026	
				3516762	1,041.00
			Check 87737 Total:		1,041.00
87738	Wells GF	3469	AMAZON CAPITAL SERVI	5/8/2026	
				ML-VPFL-HV43	994.59
				L-VJP7-MVWT	580.13
				R4-4F9N-VK1L	73.53
				I-T7LN-NWMK	114.69
				37-WLLL-P4K3	23.37
				3H-DDFP-99LD	369.23
				7-DMCY-N7R1	452.33
				F37-971Q-CK33	14.92
				L9-M61D-P9XJ	23.23
				1F-VNGR-J491	26.32
				W-47RI-MCFH	41.68
				7H-RQ4C-D7TC	103.60
				W-FVTP-LHPL	48.09
			Check 87738 Total:		2,865.71
87739	Wells GF	01392	NORTHGATE GONZALEZ,	5/8/2026	
				010-102-7319	48.51
				010-109-5105	80.84
				010-102-5237	26.96
			Check 87739 Total:		156.31
87740	Wells GF	3261	THE SAUCE CREATIVE SE	5/8/2026	
				8148	487.67
			Check 87740 Total:		487.67
87741	Wells GF	00604	VISION SERVICE PLAN (C.	5/8/2026	
				825080446	125.25
				825080446	63.60
				825080446	426.27
				825080446	92.98
				825080446	32.50
				825080446	6.50
				825080446	2.16
				825080446	40.30
				825080446	7.95
				825080446	7.80
				825080446	60.90
				825080446	14.30
				825080446	14.30
				825080446	60.90
				825080446	14.30

Check	Vendor No	Vendor Name	Date	Invoice No	amount
				825080446	366.94
				825001716	11.62
				825001716	6.64
				825001716	14.53
				825001716	8.30
				825001716	16.60
				825001716	12.45
				825001716	5.40
				825001716	4.15
				825001716	0.21
				825001716	4.57
				825001716	1.08
				825001716	12.45
				825001716	132.80
				825001716	8.30
				825001716	29.05
				825001716	4.15
				825001716	6.85
				825001716	0.21
				825001716	8.38
				825001716	2.16
				825001716	0.42
				825001716	2.91
				825001716	4.15
				825001716	2.03
				825001716	0.21
				825001716	0.83
				825001716	2.41
				825001716	3.57
				825001716	1.04
				825001716	1.74
				825001716	4.15
				825001716	0.42
				825001716	24.90
				825001716	20.75
					1,696.38
				Check 87741 Total:	
					6,247.07
				Report Total:	

# Accounts Payable

## Computer Check Register



# CITY of BELL

User: ngamez  
 Printed: 05/07/2026 - 4:31PM  
 Batch: 00002.05.2026 - NG 05082026-AP CHECK (GEN)  
 Bank Account: Wells GF

Check	Vendor No	Vendor Name	Date	Invoice No	amount
87690	Wells GF	01847	FRANCHISE TAX BOARD	5/8/2026	593.35
					55.45
			Check 87690 Total:		648.80
87691	Wells GF	2640	FRANCHISE TAX BOARD	5/8/2026	968.61
					373.14
			Check 87691 Total:		1,341.75
87692	Wells GF	2203	LOS ANGELES COUNTY SI	5/8/2026	364.95
					985.36
			Check 87692 Total:		1,350.31
			Report Total:		3,340.86

# Accounts Payable

## Computer Check Register



# CITY of BELL

User: ngamez  
 Printed: 05/08/2026 - 4:21PM  
 Batch: 00006.05.2026 - NG 05082026-WGEN-3WPO  
 Bank Account: Wells GF

Check	Vendor No	Vendor Name	Date	Invoice No	amount
87693	Wells GF	4657	ONYX PAVING COMPANY	5/8/2026	
				26-041-01	47,500.00
			Check 87693 Total:		47,500.00
87694	Wells GF	5644	SALAZAR LANDSCAPING	5/8/2026	
				7444	10,920.00
			Check 87694 Total:		10,920.00
87695	Wells GF	00484	WEST COAST ARBORISTS	5/8/2026	
				242530	3,936.00
				242593	33,005.00
				242142	43,568.00
			Check 87695 Total:		80,509.00
87696	Wells GF	3075	WILLDAN ENGINEERING	5/8/2026	
				00342373	15,151.00
				00342374	1,105.00
				00342375	1,550.00
				00342376	6,291.75
				00342377	4,815.50
				00342378	288.75
				00342379	3,775.50
				00342380	370.00
				00342380	1,674.75
				00342382	277.50
				00342383	1,250.00
				00342384	984.25
				00342385	1,067.75
				003-42402	4,743.10
				003-42404	8,642.95
				00342431	7,998.00
			Check 87696 Total:		59,985.80
			Report Total:		198,914.80

# Accounts Payable

## Computer Check Register



# CITY of BELL

User: ngamez  
 Printed: 05/08/2026 - 4:40PM  
 Batch: 00007.05.2026 - NG 05082026-WGEN-3 NOPO  
 Bank Account: Wells GF

Check	Vendor No	Vendor Name	Date	Invoice No	amount
87703	Wells GF	01284	ALESHIRE & WYNDER LL	5/8/2026	
				104096	1,353.00
			Check 87703 Total:		1,353.00
87704	Wells GF	5826	ALL CITY EQUIPMENT RE	5/8/2026	
				2341	788.81
				2700649	2,427.00
			Check 87704 Total:		3,215.81
87705	Wells GF	5678	ALTA LANGUAGE SERVIC	5/8/2026	
				IS833823	69.00
			Check 87705 Total:		69.00
87706	Wells GF	5346	ALFREDO ANGULO	5/8/2026	
				INV0618	322.15
			Check 87706 Total:		322.15
87707	Wells GF	3304	JAVIER AVILA	5/8/2026	
				WINTER	1,377.00
			Check 87707 Total:		1,377.00
87708	Wells GF	01532	BAY ALARM COMPANY	5/8/2026	
				22921355	241.40
				22921819	241.40
				22921772	555.56
			Check 87708 Total:		1,038.36
87709	Wells GF	01591	C.A.T. SPECIALTIES INC.	5/8/2026	
				43083	116.50
			Check 87709 Total:		116.50
87710	Wells GF	5476	VANCE CASSARO	5/8/2026	
				168	395.00
			Check 87710 Total:		395.00
87711	Wells GF	4806	CITIGUARD, INC	5/8/2026	
				81401	1,008.00
			Check 87711 Total:		1,008.00
87712	Wells GF	5399	CSG CONSULTANTS, INC.	5/8/2026	
				65291	4,000.00

Check	Vendor No	Vendor Name	Date	Invoice No	amount
					4,000.00
		Check 87712 Total:			
87713	Wells GF	4575	HUMBERTO JOHN GRAND	5/8/2026	
				3026	1,209.99
		Check 87713 Total:			1,209.99
87714	Wells GF	5825	GUARDIAN ENCLOSURES	5/8/2026	
				3275	599.00
		Check 87714 Total:			599.00
87715	Wells GF	5585	ANTONIO LOPEZ	5/8/2026	
				JUNE-2026	5,086.57
		Check 87715 Total:			5,086.57
87716	Wells GF	4657	ONYX PAVING COMPANY	5/8/2026	
				26-041-R	2,500.00
		Check 87716 Total:			2,500.00
87717	Wells GF	3578	O'REILLY AUTOPARTS	5/8/2026	
				2959-410568	236.80
		Check 87717 Total:			236.80
87718	Wells GF	5741	TIMOTHY RAMOS	5/8/2026	
				2154	2,200.00
				2155	2,200.00
		Check 87718 Total:			4,400.00
87719	Wells GF	4631	RELIANT IMMEDIATE CAI	5/8/2026	
				1766030	60.00
				1770779	130.00
				1773463	65.00
				1783884	65.00
		Check 87719 Total:			320.00
87720	Wells GF	4704	RON'S MAINTENACE INC	5/8/2026	
				1498	1,000.00
		Check 87720 Total:			1,000.00
87721	Wells GF	5742	SAN FERNANDO VALLEY	5/8/2026	
				1378257	1,800.00
		Check 87721 Total:			1,800.00
87722	Wells GF	4055	THE HITT COMPANIES, IN	5/8/2026	
				OE-148635	42.64
		Check 87722 Total:			42.64
87723	Wells GF	01356	ULINE	5/8/2026	
				207257236	144.85
				206978917	580.50
				207143490	1,934.82

Check	Vendor No	Vendor Name	Date	Invoice No	amount
Check 87723 Total:					2,660.17
87724	Wells GF	4811	UNIFIRST CORPORATION	5/8/2026	
				2190504150	93.66
				2190499771	86.74
Check 87724 Total:					180.40
87725	Wells GF	5080	WAYPOINT UAV, LLC	5/8/2026	
				1050	4,899.99
Check 87725 Total:					4,899.99
87726	Wells GF	00506	WELLS LOCK & KEY	5/8/2026	
				1288	16.00
Check 87726 Total:					16.00
87727	Wells GF	5550	WILLIAMS SCOTSMAN, IN	5/8/2026	
				9026078600	90.17
				9026037048	111.49
Check 87727 Total:					201.66
Report Total:					38,048.04

# Accounts Payable

## Computer Check Register



# CITY of BELL

User: ngamez  
 Printed: 05/08/2026 - 4:48PM  
 Batch: 00009.05.2026 - MLZ 050826-WGEN2  
 Bank Account: Wells GF

Check	Vendor No	Vendor Name	Date	Invoice No	amount	
87728	Wells GF	01084	ADMIN SURE INC.	5/8/2026	18753	2,100.00
Check 87728 Total:						2,100.00
87729	Wells GF	5688	BEAR ELECTRICAL SOLU	5/8/2026	10873	185.00
Check 87729 Total:						185.00
87730	Wells GF	4651	CROSTOWN ELECTRICA	5/8/2026	5486-006	9,045.25
					5486-26-004	3,331.00
Check 87730 Total:						12,376.25
87731	Wells GF	5778	SAGECREST PLANNING A	5/8/2026	5739	7,350.00
Check 87731 Total:						7,350.00
87732	Wells GF	5742	SAN FERNANDO VALLEY	5/8/2026	1378261	1,800.00
Check 87732 Total:						1,800.00
87733	Wells GF	3876	TIERRA WEST ADVISORS,	5/8/2026	BE-0326B	495.00
Check 87733 Total:						495.00
87734	Wells GF	00777	TRANSTECH ENGINEERS,	5/8/2026	20263003	2,052.25
Check 87734 Total:						2,052.25
87735	Wells GF	00484	WEST COAST ARBORISTS	5/8/2026	243095	4,620.00
Check 87735 Total:						4,620.00
87736	Wells GF	5059	Z&K CONSULTANTS, INC	5/8/2026	2959	3,500.00
Check 87736 Total:						3,500.00
Report Total:						34,478.50

**BCHA Fund Warrants**  
**City Council Meeting May 13, 2026**

**Warrants- 05/02/2026-05/08/26**

Category	Check Number	Total Amount	Total Invoices
Forthwith BCHA Accounts Payable	9189-9192	\$ 625.43	4
Warrant BCHA Accounts Payable	9193	\$ 8,688.66	1
Warrant BCHA Accounts Payable	9194	\$ 916.00	1
Forthwith BCHA Accounts Payable			
Warrant BCHA Accounts Payable			
		<b>Total \$ 10,230.09</b>	<b>6</b>

# Accounts Payable

## Computer Check Register



User: ngamez  
 Printed: 05/08/2026 - 4:56PM  
 Batch: 00010.05.2026 - MLZ 050826-FBCHA  
 Bank Account: WFBCHA

Check	Vendor No	Vendor Name	Date	Invoice No	amount
9189	WFBCHA	01061	AT&T MOBILITY	5/8/2026	
				X04162026	50.86
			Check 9189 Total:		50.86
9190	WFBCHA	00231	FEDEX	5/8/2026	
				9-259-33577	73.05
			Check 9190 Total:		73.05
9191	WFBCHA	5723	MASSACHUSETTS MUTU/	5/8/2026	
				B020804400	308.48
				B020804400	62.35
			Check 9191 Total:		370.83
9192	WFBCHA	00604	VISION SERVICE PLAN (C.	5/8/2026	
				825001716	8.72
				825001716	3.73
				825001716	8.30
				825080446	49.04
				825080446	60.90
			Check 9192 Total:		130.69
			Report Total:		625.43

# Accounts Payable

## Computer Check Register



# CITY of BELL

User: ngamez  
 Printed: 05/08/2026 - 5:01PM  
 Batch: 00011.05.2026 - MLZ 050826-WBCHA WPO  
 Bank Account: WFBCHA

Check	Vendor No	Vendor Name	Date	Invoice No	amount
9193	WFBCHA	5336	HART KIENLE PENTECOS'	5/8/2026	
				187164	606.16
				187165	249.98
				187166	345.89
				187167	6,608.33
				187168	421.96
				187169	212.09
				187170	67.50
				187171	176.75
Check 9193 Total:					8,688.66
Report Total:					8,688.66

# Accounts Payable

## Computer Check Register



# CITY of BELL

User: ngamez  
 Printed: 05/08/2026 - 5:04PM  
 Batch: 00012.05.2026 - MLZ 050826-WBCHA NO PO  
 Bank Account: WFBCHA

Check	Vendor No	Vendor Name	Date	Invoice No	amount
9194	WFBCHA	00506	WELLS LOCK & KEY	5/8/2026	
					253.00
					210.00
					278.00
					175.00
					<hr/>
				Check 9194 Total:	916.00
					<hr/>
				Report Total:	916.00
					<hr/>
					<hr/>

# City of Bell Agenda Report

---

---

DATE: May 13, 2026

TO: Mayor and Members of the City Council

FROM: Rickey Manbahal, Finance Director

APPROVED

BY:

\_\_\_\_\_  
Michael L. Antwine II, City Manager

SUBJECT: City of Bell & Bell Successor Agency Investment Reports as of March 2026.

## **RECOMMENDATION:**

It is recommended that the City Council receive and file this report.

## **BACKGROUND:**

Per the requirements of the California Government Code and the City of Bell's Investment Policy, a monthly investment report is published that discloses the status of investments.

The report includes types of investments, issuers, maturity dates, book values and the current market value as of the date of the report.

## **OVERVIEW OF CITY INVESTMENTS**

The City's investment portfolio is divided between The California Treasurer's Local Agency Investment Fund ("LAIF") and Asset-Backed Security, Agency Issues, Commercial Paper, US Treasury, Money Market, Commercial Mortgage, Supranational, US Corporate, Foreign Corporate.

The California Treasurer's Local Agency Investment Fund ("LAIF") comprises 49.00% of the City's total investment portfolio. This is a liquid investment that allows participants to earn market rate of returns, while retaining access to the fund within 24 to 48 hours of a withdrawal request with no penalty. The remainder of the City's portfolio is composed of investments that may be liquidated at any time. However, these investments likely do not provide the short liquidity of the pooled money funds, and liquidation/withdrawal of these investments is at the risk of loss and/or penalty to the City.

The attached Investment Reports for the City and Successor Agency reflect the portfolio at the above-referenced date and are in conformity with the 2023 Statement of Investment Policy adopted by the City Council on April 26, 2023.

## **STRATEGIC PLAN 2023-25:**

This agenda item aligns with the City of Bell 2023-25 Strategic Plan:

Target 4 – Fostering Financial Resilience

Goal 3 – Address the City's CalPERS unfunded Liability

Goal 5 – Update the City's finance-related policies, including purchasing and signature authority

**ATTACHMENTS:**

1. City Investment Report
2. Successor Agency Investment Report
3. Investment Report Support Documentation
4. Chandler Asset Management Monthly Account Statement

**City of Bell Investment Report**  
**LAIF Deposit and Core Investments**  
**March 2026**

Report Date: 5/13/26

CUSIP	Issuer / Security	Book Value	Market Value *	% of Portfolio	YTM (Market Y)
	<b>LAIF</b>	11,577,655	11,577,655	49.00%	3.83%
See Attached	<b>Asset-Backed Security</b>	1,316,727	1,320,499	5.60%	4.13%
See Attached	<b>Agency Issues</b>	888,451	894,126	3.78%	3.76%
See Attached	<b>Agency CMBS</b>	948,250	956,395	4.05%	4.06%
See Attached	<b>Cash</b>	244	244	0.01%	0.00%
See Attached	<b>Corporate</b>	3,110,217	3,107,550	13.14%	4.30%
See Attached	<b>Money Market</b>	322,494	322,494	1.37%	3.28%
See Attached	<b>Municipal Bonds</b>	100,822	103,667	0.44%	3.95%
See Attached	<b>Supranational</b>	616,040	622,866	2.64%	3.85%
See Attached	<b>US Treasury</b>	4,670,682	4,661,862	19.70%	3.81%
	<b>Accrued Interest</b>	99,319	99,319	0.42%	
	<b>Totals</b>	<b>\$ 23,650,903</b>	<b>\$ 23,666,676</b>	<b>100%</b>	

**Bank Account Balances:**

Wells Fargo Bank Commercial Checking Choice IV-Public Funds:	4,258,797.00
Wells Fargo Bank Bell Community Housing Authority Checking Account: <sup>1</sup>	-
Wells Fargo Bank Payroll Account: <sup>2</sup>	-
Wells Fargo Bank Worker's Compensation Account: <sup>3</sup>	131,699.98
	<u>\$ 4,390,496.98</u>

**Investment Account Balances:**

	<u>BCHA</u>	<u>General Fund</u>
LAIF	1,291,962.14	10,285,693.07
Chandler Asset Management	1,347,265.80	10,725,981.90
Charles Schwab OPEB Trust Account	40,446.05	322,002.98
Charles Schwab Pension Stabilization Trust Account	168,918.92	1,344,813.54
	<u>2,848,592.91</u>	<u>22,678,491.49</u>

The City's investment and banking liquidity is adequate for it to meet its expenditure requirements for the next 180 days. There have been no variances to the City Investment Policy.

required for investments with

<sup>1</sup> The Bell Community Housing Authority Account - This bank account segregates the financial activities pertinent of the Housing Authority, Fund 90.

This bank account was transitioned to zero balance account (ZBA) status in 2013 and is reconciled to the City's General Ledger.

<sup>2</sup> Payroll Account - This bank account segregates payroll activities. This bank account was transitioned to zero balance account (ZBA) status in 2013 and is reconciled to the City's General Ledger.

<sup>3</sup> Workers' Compensation - This bank account was established for joint access by City Staff and the City's third -party administrator, AdminSure, to administer workers' compensation programming. The account is reimbursed by bank transfers as necessary.

<sup>4</sup> Charles Schwab OPEB Trust Account - This trust account was established to fund future OPEB Liabilities

<sup>5</sup> Charles Schwab Pension Stabilization Trust Account - This trust account was established to fund future Pension Liabilities

**City of Bell**

**Historical Summary of Invested Funds & Bank Deposits**

MONTH	FY 2022-23	FY 2023-24	FY 2024-25	FY 2025-26
JULY	\$ 36,441,274.21	\$ 34,062,482.19	\$ 37,722,594.38	\$ 36,844,919.83
AUGUST	\$ 35,223,821.96	\$ 33,390,312.50	\$ 36,656,346.77	\$ 33,717,310.94
SEPTEMBER	\$ 32,811,437.12	\$ 34,034,650.49	\$ 35,319,108.10	\$ 30,980,411.11
OCTOBER	\$ 31,444,024.32	\$ 33,199,454.80	\$ 41,732,039.43	\$ 29,515,424.68
NOVEMBER	\$ 31,238,472.56	\$ 32,354,418.96	\$ 33,914,488.35	\$ 29,195,445.68
DECEMBER	\$ 33,614,575.25	\$ 33,684,522.39	\$ 35,409,671.88	\$ 29,388,809.74
JANUARY	\$ 36,436,046.86	\$ 38,273,406.85	\$ 40,562,234.58	\$ 31,110,129.18
FEBRUARY	\$ 37,509,622.83	\$ 38,028,343.35	\$ 39,781,468.67	\$ 31,688,226.65
MARCH	\$ 36,515,694.26	\$ 37,364,491.38	\$ 38,149,337.82	\$ 29,838,413.72
APRIL	\$ 37,952,579.87	\$ 39,401,701.82	\$ 39,212,550.06	
MAY	\$ 41,029,417.85	\$ 44,466,626.45	\$ 42,297,233.43	
JUNE	\$ 41,641,408.12	\$ 44,640,599.33	\$ 41,060,314.71	

\* Current market valuation is required for investments with maturities of more than twelve months.  
 MV includes accrued interest earned as of 3/31/26

Account Number	Description	Beginning Balance	Debit This Period	Credit This Period	Ending Balance
090-00-00-0000-000-1010	CASH ON DEPOSIT	(23,100,768.60)	-	(10,647.85)	(23,111,416.45)
090-00-00-0000-000-1011	CASH PAYROLL	(0.00)	8,545.02	(8,545.02)	(0.00)
090-00-00-0000-000-1030	RESTRICTED CASH - BCHA	18,901,666.77	159,843.56	(127,631.76)	18,933,878.57
090-00-00-0000-000-1031	RESTRICTED CASH - BCHA2-MHP	5,036,634.12	-	-	5,036,634.12
090-00-00-0000-000-1032	RESTRICTED CASH - BELL MHP	932,194.99	-	-	932,194.99
090-00-00-0000-000-1033	RESTRICTED CASH - FLOR VILLAGE	1,048,467.28	-	-	1,048,467.28
		<b>2,818,194.56</b>	<b>168,388.58</b>	<b>(146,824.63)</b>	<b>2,839,758.51</b>

**Bell Successor Agency Investment Report**  
**All Investments**  
**March 2026**

---

Report Date: 5/13/26

Issuer / Security	Book Value	Market Value *	% of Portfolio	YTM (Purchase Y)
LAIF	737,207	737,207	100.00%	3.83%
<b>Totals</b>	<b>\$ 737,207</b>	<b>\$ 737,207</b>	<b>100.00%</b>	

**Bank Account Balances:**

Wells Fargo Bank Successor to RDA: \$ 2,872,994.72

**Investment Account Balances:**

LAIF \$ 737,207.45

**Total Successor Agency Balance:**

**\$ 3,610,202.17**

\* Current market valuation is required for investments with maturities of more than twelve months.  
 City of Bell Successor to Redevelopment Agency - This bank account segregates the financial activities of the Successor Agency and is reconciled to the City's General Ledger each month.

**Community Redevelopment Agency / Successor Agency**

**Historical Summary of Invested Funds & Bank Deposits**

<u>MONTH</u>	<u>FY 2022-23</u>	<u>FY 2023-24</u>	<u>FY 2024-25</u>	<u>FY 2025-26</u>
JULY	\$ 2,596,401.97	\$ 2,926,113.98	\$ 2,875,345.35	\$ 4,271,760.68
AUGUST	\$ 2,591,745.15	\$ 2,925,008.88	\$ 2,878,320.15	\$ 4,274,741.26
SEPTEMBER	\$ 852,536.05	\$ 1,235,549.02	\$ 2,129,913.41	\$ 3,877,508.11
OCTOBER	\$ 856,629.31	\$ 1,258,468.03	\$ 2,140,812.31	\$ 3,875,196.40
NOVEMBER	\$ 843,758.80	\$ 1,257,061.62	\$ 2,134,450.68	\$ 3,872,760.15
DECEMBER	\$ 841,336.47	\$ 1,499,506.53	\$ 2,119,877.25	\$ 3,851,448.55
JANUARY	\$ 1,265,533.12	\$ 1,828,066.88	\$ 2,584,873.23	\$ 4,032,861.95
FEBRUARY	\$ 1,262,014.62	\$ 1,832,707.67	\$ 2,586,840.90	\$ 4,032,861.95
MARCH	\$ 1,077,986.33	\$ 1,662,581.99	\$ 3,120,434.82	\$ 3,610,202.17
APRIL	\$ 1,073,088.31	\$ 1,670,505.06	\$ 3,120,877.03	
MAY	\$ 1,044,488.11	\$ 1,763,397.48	\$ 3,118,552.56	
JUNE	\$ 2,912,224.74	\$ 2,708,374.70	\$ 4,395,760.78	

\* Current market valuation is required for investments with maturities of more than twelve months.  
 MV includes accrued interest earned as of 3/31/26



**STAGECOACH SWEEP**

WELLS FARGO BANK, N.A.

Statement Period : 02/28/2026 - 03/31/2026

CITY OF BELL  
GENERAL FUND OPERATING  
ATTN CITY TREASURER  
6330 PINE AVE  
BELL CA 90201-1221

Your Stagecoach Sweep is tied to DDA  
Interest Earned is deposited to DDA  
Your Stagecoach Sweep Investment elections

██████████  
STAGECOACH SWEEP PREFERRED

**ACCOUNT SUMMARY**

Interest Earned during this period :	\$ 12,706.85	Interest received YTD :	\$ 41,103.02
Interest Received during this period :	\$ 13,912.22	Total Federal Tax Withholding YTD :	\$ .00
Total Federal Tax Withholding :	\$ .00		

FOR QUESTIONS, PLEASE CONTACT GLOBAL PAYMENTS AND LIQUIDITY SERVICE  
AT 1-800-AT-WELLS (1-800-289-3557).

**ACCOUNT DETAIL**

Settlement Date	Maturity Date	Amount Invested (\$)	Interest Earned (\$)	Interest Rate	Investment Description	Federal Tax Withholding
03/02/26	03/03/26	6,108,967.63	532.23	3.18000 %	Preferred	
03/03/26	03/04/26	6,070,124.30	528.85	3.18000 %	Preferred	
03/04/26	03/05/26	5,802,879.01	505.57	3.18000 %	Preferred	
03/05/26	03/06/26	5,621,217.59	489.74	3.18000 %	Preferred	
03/06/26	03/09/26	5,494,002.18	1,435.97	3.18000 %	Preferred	
03/09/26	03/10/26	5,471,096.87	476.66	3.18000 %	Preferred	
03/10/26	03/11/26	5,479,441.81	477.39	3.18000 %	Preferred	
03/11/26	03/12/26	5,299,973.13	461.75	3.18000 %	Preferred	
03/12/26	03/13/26	4,747,703.51	413.64	3.18000 %	Preferred	
03/13/26	03/16/26	4,634,888.28	1,211.42	3.18000 %	Preferred	
03/16/26	03/17/26	4,592,962.83	400.15	3.18000 %	Preferred	
03/17/26	03/18/26	4,625,497.22	402.99	3.18000 %	Preferred	
03/18/26	03/19/26	4,618,676.63	402.39	3.18000 %	Preferred	
03/19/26	03/20/26	4,409,879.12	384.20	3.18000 %	Preferred	
03/20/26	03/23/26	4,518,397.87	1,180.97	3.18000 %	Preferred	
03/23/26	03/24/26	4,425,056.21	385.53	3.18000 %	Preferred	
03/24/26	03/25/26	4,351,490.30	379.12	3.18000 %	Preferred	
03/25/26	03/26/26	4,536,321.71	395.22	3.18000 %	Preferred	
03/26/26	03/27/26	4,292,753.77	374.00	3.18000 %	Preferred	
03/27/26	03/30/26	4,367,869.32	1,141.63	3.18000 %	Preferred	
03/30/26	03/31/26	4,090,592.44	356.39	3.18000 %	Preferred	
03/31/26	04/01/26	4,258,797.00	371.04	3.18000 %	Preferred	
Averages :		\$ 4,861,630.13		3.18005 %		

# Commercial Checking Acct Public Funds

Account number: [REDACTED] ■ March 1, 2026 - March 31, 2026 ■ Page 1 of 10

Prior account number: 145398000



CITY OF BELL  
 GENERAL FUND OPERATING  
 ATTN CITY TREASURER  
 6330 PINE AVE  
 BELL CA 90201-1221

## Questions?

Call your Customer Service Officer or Client Services  
 1-800-AT WELLS (1-800-289-3557)  
 5:00 AM TO 6:00 PM Pacific Time Monday - Friday

*Online:* [wellsfargo.com](http://wellsfargo.com)

*Write:* Wells Fargo Bank, N.A. (182)  
 PO Box 63020  
 San Francisco, CA 94163

## Account summary

### Commercial Checking Acct Public Funds

Account number	Beginning balance	Total credits	Total debits	Ending balance
[REDACTED]	\$53,151.00	\$111,540,750.32	-\$111,517,659.32	\$76,242.00

## Credits

### Deposits

Effective date	Posted date	Amount	Transaction detail
03/05	03/06	188.69	Reversal of Check Posted 3-05-26 Refer to Maker Our Ref: 3-05-26 00000000
03/16	03/17	794.00	Reversal of Check Posted 3-16-26 Refer to Maker Our Ref: 3-16-26 00000000
03/16	03/17	794.00	Reversal of Check Posted 3-16-26 Refer to Maker Our Ref: 3-16-26 00000000
03/16	03/17	894.00	Reversal of Check Posted 3-16-26 Refer to Maker Our Ref: 3-16-26 00000000
03/17	03/18	894.00	Reversal of Check Posted 3-17-26 Counterfeit Our Ref: 3-17-26 00000000
03/17	03/18	894.00	Reversal of Check Posted 3-17-26 Counterfeit Our Ref: 3-17-26 00000000
03/17	03/18	894.00	Reversal of Check Posted 3-17-26 Counterfeit Our Ref: 3-17-26 00000000
03/17	03/18	294.00	Reversal of Check Posted 3-17-26 Counterfeit Our Ref: 3-17-26 00000000
03/17	03/18	294.00	Reversal of Check Posted 3-17-26 Counterfeit Our Ref: 3-17-26 00000000
03/17	03/18	294.00	Reversal of Check Posted 3-17-26 Counterfeit Our Ref: 3-17-26 00000000
03/17	03/18	294.00	Reversal of Check Posted 3-17-26 Counterfeit Our Ref: 3-17-26 00000000
03/17	03/18	294.00	Reversal of Check Posted 3-17-26 Counterfeit Our Ref: 3-17-26 00000000
03/17	03/18	594.00	Reversal of Check Posted 3-17-26 Counterfeit Our Ref: 3-17-26 00000000
03/17	03/18	594.00	Reversal of Check Posted 3-17-26 Counterfeit Our Ref: 3-17-26 00000000
03/17	03/18	294.00	Reversal of Check Posted 3-17-26 Counterfeit Our Ref: 3-17-26 00000000
03/17	03/18	294.00	Reversal of Check Posted 3-17-26 Counterfeit Our Ref: 3-17-26 00000000
03/17	03/18	694.00	Reversal of Check Posted 3-17-26 Counterfeit Our Ref: 3-17-26 00000000
03/17	03/18	694.00	Reversal of Check Posted 3-17-26 Counterfeit Our Ref: 3-17-26 00000000
03/17	03/18	694.00	Reversal of Check Posted 3-17-26 Counterfeit Our Ref: 3-17-26 00000000
03/19	03/20	994.00	Reversal of Check Posted 3-19-26 Refer to Maker Our Ref: 3-19-26 00000000
03/19	03/20	994.00	Reversal of Check Posted 3-19-26 Refer to Maker Our Ref: 3-19-26 00000000
03/19	03/20	994.00	Reversal of Check Posted 3-19-26 Refer to Maker Our Ref: 3-19-26 00000000
03/19	03/20	994.00	Reversal of Check Posted 3-19-26 Refer to Maker Our Ref: 3-19-26 00000000
03/19	03/20	994.00	Reversal of Check Posted 3-19-26 Refer to Maker Our Ref: 3-19-26 00000000
03/19	03/20	994.00	Reversal of Check Posted 3-19-26 Refer to Maker Our Ref: 3-19-26 00000000



*Deposits (continued)*

<i>Effective date</i>	<i>Posted date</i>	<i>Amount</i>	<i>Transaction detail</i>
03/19	03/20	994.00	Reversal of Check Posted 3-19-26 Refer to Maker Our Ref: 3-19-26 00000000
03/24	03/25	15.00	Reversal of Check Posted 3-24-26 Stale Date Our Ref: 3-24-26 00000000
		\$17,065.69	Total deposits

Electronic deposits/bank credits

<i>Effective date</i>	<i>Posted date</i>	<i>Amount</i>	<i>Transaction detail</i>
	03/02	6,031,337.64	Stagecoach Sweep Credit
	03/02	18.87	Southern Califor 0000004398 2500242871 Rmr*Ik*Just Energy Uut Payment 202601\Rmr*Ik*2200
	03/02	134.00	Cash Only Customer Deposit
	03/02	135.00	Cash Only Customer Deposit
	03/02	158.90	Cash Only Customer Deposit
	03/02	216.00	Cash Only Customer Deposit
	03/02	1,576.41	Stagecoach Sweep Interest Payment
	03/02	5,764.54	Desktop Check Deposit
	03/02	26,841.00	Stripe Transfer St-E6S3x1R8A0B1 City of Bell
	03/02	54,210.30	Southern Califor 0000004398 2500242872 Rmr*Ik*SCG Uut Payment 20260122000070\Rmr*Ik*U020
	03/02	60,797.38	Lacmta Corp Pmt 1260169 0797.38~Dtm 003 20260217~SE 33 0325~GE 0001 32544
	03/02	68,823.44	Lacmta Corp Pmt 1260168 8823.44~Dtm 003 20260217~SE 33 0074~GE 0001 32544
	03/03	6,108,967.63	Stagecoach Sweep Credit
	03/03	47.00	03/03Bankcard Deposit -0328029701
	03/03	73.20	03/03Bankcard Deposit -0328029700
	03/03	247.00	03/03Bankcard Deposit -0328029701
	03/03	377.50	Cash Only Customer Deposit
	03/03	437.53	Square Inc Sq260303 260303 T3Ax5Rq2Wtv9W7B City of Bell
	03/03	532.23	Stagecoach Sweep Interest Payment
	03/03	3,979.75	LA County Gen-Pymt 260226 500110 NTE*202602266905162 *A2600469514 *500110
	03/03	41,475.30	Desktop Check Deposit
	03/04	6,070,124.30	Stagecoach Sweep Credit
	03/04	214.58	Desktop Check Deposit
	03/04	528.85	Stagecoach Sweep Interest Payment
	03/04	1,248.77	Active Network, Registrati 000000006379233 Rmr*IV*14604122**1248.77*1248.77*0\Ref*PO*RN 0011
	03/04	1,700.00	Stripe Transfer St-E2S8H6U3L7R9 City of Bell
	03/04	74,345.88	Apport St of CA Apsapports 022726 388 Bell City Treasurer
	03/05	5,802,879.01	Stagecoach Sweep Credit
	03/05	505.57	Stagecoach Sweep Interest Payment
	03/05	1,518.86	Cash Only Customer Deposit
	03/06	5,621,217.59	Stagecoach Sweep Credit
	03/06	154.78	Square Inc Sq260306 260306 T3He1P6Htsn0Vgb City of Bell
	03/06	247.00	03/06Bankcard Deposit -0328029701
	03/06	279.60	03/06Bankcard Deposit -0328029700
	03/06	489.74	Stagecoach Sweep Interest Payment
	03/06	615.91	Cash Only Customer Deposit
	03/06	1,200.00	03/06Bankcard Deposit -0328029700



*Electronic deposits/bank credits (continued)*

<i>Effective date</i>	<i>Posted date</i>	<i>Amount</i>	<i>Transaction detail</i>
	03/06	10,765.89	Desktop Check Deposit
	03/09	5,494,002.18	Stagecoach Sweep Credit
	03/09	150.00	Desktop Check Deposit
	03/09	254.00	03/09Bankcard Deposit -0328029701
	03/09	262.00	03/09Bankcard Deposit -0328029701
	03/09	726.00	Stripe Transfer St-D3Q9G3R4M0Z7 City of Bell
	03/09	1,200.00	03/09Bankcard Deposit -0328029700
	03/09	1,435.97	Stagecoach Sweep Interest Payment
	03/09	13,272.97	Desktop Check Deposit
	03/09	17,944.53	LA County Gen-Pymt 260304 500110 NTE*202603046911885 *A2600478502 *500110
	03/10	5,471,096.87	Stagecoach Sweep Credit
	03/10	4.75	03/10Bankcard Deposit -0328029701
	03/10	20.00	03/10Bankcard Deposit -0328029701
	03/10	307.38	Square Inc Sq260310 260310 T3Ff545Y4Xe64Y3 City of Bell
	03/10	457.00	Cash Only Customer Deposit
	03/10	476.66	Stagecoach Sweep Interest Payment
	03/10	726.00	Stripe Transfer St-Y3W8R4G1I5J5 City of Bell
	03/10	786.15	Cash Only Customer Deposit
	03/10	1,344.00	Desktop Check Deposit
	03/11	5,479,441.81	Stagecoach Sweep Credit
	03/11	15.00	03/11Bankcard Deposit -0328029701
	03/11	20.00	03/11Bankcard Deposit -0328029700
	03/11	20.00	03/11Bankcard Deposit -0328029701
	03/11	123.66	03/11Bankcard Deposit -0328029700
	03/11	477.39	Stagecoach Sweep Interest Payment
	03/11	1,007.76	Desktop Check Deposit
	03/11	1,723.00	Stripe Transfer St-x5P5O1A4A0E3 City of Bell
	03/11	1,761.54	Active Network, Registrati 000000006382541 Rmr*IV*14615086**1761.54*1761.54*0\Ref*PO*RN 0011
	03/11	1,794.47	Square Inc Sq260311 260311 T32Vsvq7D0Hgn5W City of Bell
	03/11	5,921.32	WT Fed#01R01 PMAm Corporation /Org=PMAm Corporation Aaf City of Bell Srf# 2026031100509053 Trn#260311165044 Rfb#
	03/12	5,299,973.13	Stagecoach Sweep Credit
	03/12	305.62	Ce Solutions D Operating Fgwap0000808682 Cagasuut2602
	03/12	410.32	03/12Bankcard Deposit -0328029700
	03/12	425.00	Stripe Transfer St-x6H7R1F6H7R4 City of Bell
	03/12	451.95	Cash Only Customer Deposit
	03/12	461.75	Stagecoach Sweep Interest Payment
	03/12	1,161.90	Cash Only Customer Deposit
	03/12	6,578.31	Desktop Check Deposit
	03/12	11,223.83	Ce Solutions D Operating Fgwap0000808737 Caelectricityuut2602
	03/13	4,747,703.51	Stagecoach Sweep Credit
	03/13	40.00	03/13Bankcard Deposit -0328029700
	03/13	50.00	Cash Only Customer Deposit
	03/13	363.00	Stripe Transfer St-N7Z1E2Y1C4x6 City of Bell
	03/13	413.64	Stagecoach Sweep Interest Payment
	03/13	488.36	Cash Only Customer Deposit
	03/13	1,048.69	Desktop Check Deposit



*Electronic deposits/bank credits (continued)*

<i>Effective date</i>	<i>Posted date</i>	<i>Amount</i>	<i>Transaction detail</i>
03/13		38,675.00	Lacounty Develop Payment 260313 0000000895 Rmr*IV*079374**0038675.00\
03/13		9,065.94	ZBA Funding Account Transfer From [REDACTED]
03/16		4,634,888.28	Stagecoach Sweep Credit
03/16		15.00	03/16Bankcard Deposit -0328029701
03/16		32.50	03/16Bankcard Deposit -0328029701
03/16		835.39	Square Inc Sq260316 260316 T3Phxpntrecepw0 City of Bell
03/16		975.00	Desktop Check Deposit
03/16		1,211.42	Stagecoach Sweep Interest Payment
03/16		169,000.00	Southern Califor EDI Paymts 2603100001 60201***20^Dtm*003*260228***20^SE*15*114914^GE*1*
03/16		135,475.59	ZBA Funding Account Transfer From [REDACTED]
03/17		4,592,962.83	Stagecoach Sweep Credit
03/17		400.15	Stagecoach Sweep Interest Payment
03/17		685.50	03/17Bankcard Deposit -0328029701
03/17		1,367.82	Desktop Check Deposit
03/17		6,823.30	03/17Bankcard Deposit -0328029700
03/18		4,625,497.22	Stagecoach Sweep Credit
03/18		75.00	03/18Bankcard Deposit -0328029701
03/18		383.00	03/18Bankcard Deposit -0328029700
03/18		402.99	Stagecoach Sweep Interest Payment
03/18		1,089.00	Stripe Transfer St-O1D0G7C6N3B4 City of Bell
03/18		1,561.84	Active Network, Registrati 000000006384110 Rmr*IV*14624794**1561.84*1561.84*0\Ref*PO*RN 0011
03/18		1,749.37	Square Inc Sq260318 260318 T3Saebgtcnv3D0 City of Bell
03/18		232,370.93	Desktop Check Deposit
03/19		4,618,676.63	Stagecoach Sweep Credit
03/19		246.00	Cash Only Customer Deposit
03/19		402.39	Stagecoach Sweep Interest Payment
03/19		474.11	Square Inc Sq260319 260319 T3MM8833Db2J66E City of Bell
03/19		2,300.68	03/19Bankcard Deposit -0328029700
03/20		4,409,879.12	Stagecoach Sweep Credit
03/20		15.00	03/20Bankcard Deposit -0328029701
03/20		363.00	Stripe Transfer St-D5x3x9D9E5G4 City of Bell
03/20		384.20	Stagecoach Sweep Interest Payment
03/20		2,612.36	Amer Tower 1942 EDI Paymnt Mar 20 43Rent_40013223 260401\SE*13*000005357\GE*000001*091830313\lea*00
03/20		31,948.13	LA County Gen-Pymt 260317 Pta-11600 NTE*202603176925670 *A2600497649 *Pta-11600
03/20		72,025.09	Apport St of CA Apsapports 031726 388 Bell City Treasurer
03/23		4,518,397.87	Stagecoach Sweep Credit
03/23		10.00	03/23Bankcard Deposit -0328029700
03/23		15.00	03/23Bankcard Deposit -0328029701
03/23		20.00	03/23Bankcard Deposit -0328029700
03/23		494.21	Cash Only Customer Deposit
03/23		1,089.00	Stripe Transfer St-U1T5Y2V2L1B3 City of Bell
03/23		1,180.97	Stagecoach Sweep Interest Payment
03/23		1,245.01	Desktop Check Deposit
03/23		1,729.75	LA County Gen-Pymt 260318 500110 NTE*202603186929160 *A2600501398 *500110



*Electronic deposits/bank credits (continued)*

<i>Effective date</i>	<i>Posted date</i>	<i>Amount</i>	<i>Transaction detail</i>
	03/23	10,940.00	Desktop Check Deposit
	03/24	4,425,056.21	Stagecoach Sweep Credit
	03/24	30.00	03/24Bankcard Deposit -0328029701
	03/24	30.00	03/24Bankcard Deposit -0328029701
	03/24	363.00	Stripe Transfer St-Q4P0I4P4C7W6 City of Bell
	03/24	385.53	Stagecoach Sweep Interest Payment
	03/24	475.00	Cash Only Customer Deposit
	03/24	1,115.96	Cash Only Customer Deposit
	03/24	1,175.25	Cash Only Customer Deposit
	03/24	4,021.61	Desktop Check Deposit
	03/25	4,351,490.30	Stagecoach Sweep Credit
	03/25	2.00	03/25Bankcard Deposit -0328029701
	03/25	379.12	Stagecoach Sweep Interest Payment
	03/25	873.99	Active Network, Registrati 000000006388016 Rmr*IV*14630443**873.99*873.99*0\Ref*PO*RN 001154
	03/25	1,889.28	Square Inc Sq260325 260325 T3Nmsj1Fj79RN72 City of Bell
	03/25	17,847.25	Desktop Check Deposit
	03/25	200,462.63	CA Dept Tax&Fee Cdtfa-Ltax 032026 19005 City of Bell
	03/26	4,536,321.71	Stagecoach Sweep Credit
	03/26	2.25	03/26Bankcard Deposit -0328029701
	03/26	247.00	03/26Bankcard Deposit -0328029701
	03/26	395.22	Stagecoach Sweep Interest Payment
	03/26	137,476.86	Desktop Check Deposit
	03/26	493.38	ZBA Funding Account Transfer From [REDACTED]
	03/27	4,292,753.77	Stagecoach Sweep Credit
	03/27	30.00	03/27Bankcard Deposit -0328029701
	03/27	246.46	03/27Bankcard Deposit -0328029700
	03/27	374.00	Stagecoach Sweep Interest Payment
	03/27	54,576.82	Lacmta Corp Pmt 1261885 4576.82-Dtm 003 20260317-SE 33 0393-GE 0001 33046
	03/27	65,796.93	Lacmta Corp Pmt 1261884 5796.93-Dtm 003 20260317-SE 33 0299-GE 0001 33046
	03/30	4,367,869.32	Stagecoach Sweep Credit
	03/30	10.00	Cash Only Customer Deposit
	03/30	67.00	Cash Only Customer Deposit
	03/30	160.20	Desktop Check Deposit
	03/30	175.77	03/30Bankcard Deposit -0328029700
	03/30	270.57	Cash Only Customer Deposit
	03/30	1,141.63	Stagecoach Sweep Interest Payment
	03/30	1,750.40	Cash Only Customer Deposit
	03/30	110,819.60	Desktop Check Deposit
	03/31	4,090,592.44	Stagecoach Sweep Credit
	03/31	15.00	03/31Bankcard Deposit -0328029701
	03/31	45.00	03/31Bankcard Deposit -0328029701
	03/31	58.50	Desktop Check Deposit
	03/31	356.39	Stagecoach Sweep Interest Payment
	03/31	709.09	Stripe Transfer St-U7D8M1K5W004 City of Bell
	03/31	40,917.65	Lacmta Corp Pmt 1262348 0917.65-Dtm 003 20260320-SE 33 0153-GE 0001 33098



*Electronic deposits/bank credits (continued)*

<i>Effective date</i>	<i>Posted date</i>	<i>Amount</i>	<i>Transaction detail</i>
	03/31	46,180.53	Lacmta Corp Pmt 1262347 6180.53-Dtm 003 20260320-SE 33 0244-GE 0001 33098
	03/31	76,184.05	Desktop Check Deposit
		\$111,523,684.63	Total electronic deposits/bank credits
		\$111,540,750.32	Total credits

**Debits**

Electronic debits/bank debits

<i>Effective date</i>	<i>Posted date</i>	<i>Amount</i>	<i>Transaction detail</i>
	03/02	74.34	WT Seq453776 City of Bell, Successor /Bnf=City of Bell, Successor Agency Srf# Gb00000082688347 Trn#260302453776 Rfb# 3112
	03/02	3,419.19	WT Seq454206 City of Bell, Workers C /Bnf=City of Bell, Workers Compensation Srf# Gb00000082689320 Trn#260302454206 Rfb# 3114
	03/02	8,724.45	WT Seq454186 City of Bell, Workers C /Bnf=City of Bell, Workers Compensation Srf# Gb00000082689830 Trn#260302454186 Rfb# 3113
	03/02	5,415.08	< Business to Business ACH Debit - AFLAC Columbus Achpmt 260228 xxxxx1405 Vw09093342101
	03/02	21.61	ZBA Funding Account Transfer to [REDACTED]
	03/02	9,084.49	ZBA Funding Account Transfer to 4159281401
	03/02	6,108,967.63	Stagecoach Sweep Debit
	03/03	3,363.52	WT Seq452105 City of Bell, Workers C /Bnf=City of Bell, Workers Compensation Srf# Gb00000082715079 Trn#260303452105 Rfb# 3118
	03/03	18,380.89	ZBA Funding Account Transfer to [REDACTED]
	03/03	6,070,124.30	Stagecoach Sweep Debit
	03/04	250,000.00	WT Fed#02R01 US Bank, NA /Ftr/Bnf=Fidelity National Title Company Srf# Acct # Oc2602610 Trn#260304203902 Rfb# 3123
	03/04	9,494.57	< Business to Business ACH Debit - Wright Express Fleet Debi 260303 9100005154093 City of Bell (3)
	03/04	34,116.60	ZBA Funding Account Transfer to [REDACTED]
	03/04	5,802,879.01	Stagecoach Sweep Debit
	03/05	5,735.66	< Business to Business ACH Debit - Calpers 3100 5686383552 100000018177619
	03/05	12,523.52	< Business to Business ACH Debit - Calpers 3100 5686383552 100000018177563
	03/05	15,458.26	< Business to Business ACH Debit - Calpers 3100 5686383552 100000018177524
	03/05	20,479.18	< Business to Business ACH Debit - Calpers 3100 5686383552 100000018177698
	03/05	30,867.00	< Business to Business ACH Debit - Calpers 3100 5686383552 100000018177656
	03/05	458.34	ZBA Funding Account Transfer to 4159281401
	03/05	5,621,217.59	Stagecoach Sweep Debit
	03/06	7,752.96	ZBA Funding Account Transfer to [REDACTED]
	03/06	5,494,002.18	Stagecoach Sweep Debit
	03/09	5,471,096.87	Stagecoach Sweep Debit
	03/10	5,479,441.81	Stagecoach Sweep Debit
	03/11	1,957.27	Client Analysis Svc Chrg 260310 Svc Chge 0226 [REDACTED]
	03/11	0.90	Bankcard Discount Fee - 0328029700
	03/11	1.16	Bankcard Discount Fee - 0328029701
	03/11	1.64	Bankcard Discount Fee - 0328029701
	03/11	1.78	Bankcard Discount Fee - 0328029701
	03/11	2.03	Bankcard Fee - 0328029701



*Electronic debits/bank debits (continued)*

<i>Effective date</i>	<i>Posted date</i>	<i>Amount</i>	<i>Transaction detail</i>
	03/11	3.87	Bankcard Fee - 0328029700
	03/11	6.78	Bankcard Discount Fee - 0328029700
	03/11	9.14	Bankcard Discount Fee - 0328029700
	03/11	10.32	Bankcard Discount Fee - 0328029700
	03/11	22.69	Bankcard Interchange Fee - 0328029701
	03/11	35.00	Bankcard Fee - 0328029703
	03/11	132.42	Bankcard Interchange Fee - 0328029700
	03/11	666.03	< Business to Business ACH Debit - Calpers 1800 5686383552 100000018213713
	03/11	188,429.35	< Business to Business ACH Debit - Calpers 1800 5686383552 100000018213712
	03/11	5,299,973.13	Stagecoach Sweep Debit
	03/12	3,304.24	ACH Prep Origintn - General Fund - File 2956000677 Coid 2956000677
	03/12	9,657.09	ZBA Funding Account Transfer to [REDACTED]
	03/12	360,782.73	ZBA Funding Account Transfer to 4159281401
	03/12	4,747,703.51	Stagecoach Sweep Debit
	03/13	1,962.44	Expertpay Expertpay xxxxx0677 City of Bell
	03/13	163,533.04	ZBA Funding Account Transfer to 4159281401
	03/13	4,634,888.28	Stagecoach Sweep Debit
	03/16	4,592,962.83	Stagecoach Sweep Debit
	03/17	3,000.00	WT Fed#01R01 US Bank, NA /Ftr/Bnf=U.S. Bank Srf# Gw00000083092381 Trn#260317149072 Rfb# 3125
	03/17	9,898.62	WT 260317-149048 Jpmorgan Chase Bank /Bnf=Carl Warren & CO - Aaf City of Bel Srf# Gw00000083095004 Trn#260317149048 Rfb# 3124
	03/17	12,330.81	ZBA Funding Account Transfer to [REDACTED]
	03/17	4,625,497.22	Stagecoach Sweep Debit
	03/18	7,134.00	ZBA Funding Account Transfer to [REDACTED]
	03/18	4,618,676.63	Stagecoach Sweep Debit
	03/19	52,636.06	WT Fed#01R00 US Bank, NA /Ftr/Bnf=U.S. Bank National Association Srf# Gw00000083130262 Trn#260318196898 Rfb# 3126
	03/19	5,450.06	< Business to Business ACH Debit - Calpers 3100 5686383552 100000018209238
	03/19	11,630.47	< Business to Business ACH Debit - Calpers 3100 5686383552 100000018209198
	03/19	15,647.79	< Business to Business ACH Debit - Calpers 3100 5686383552 100000018209157
	03/19	20,160.77	< Business to Business ACH Debit - Calpers 3100 5686383552 100000018209307
	03/19	28,591.91	< Business to Business ACH Debit - Calpers 3100 5686383552 100000018209272
	03/19	270,797.02	ZBA Funding Account Transfer to [REDACTED]
	03/19	559.18	ZBA Funding Account Transfer to 4159281401
	03/19	4,409,879.12	Stagecoach Sweep Debit
	03/20	4,518,397.87	Stagecoach Sweep Debit
	03/23	29,439.43	ZBA Funding Account Transfer to [REDACTED]
	03/23	4,425,056.21	Stagecoach Sweep Debit
	03/24	25,393.45	ZBA Funding Account Transfer to [REDACTED]
	03/24	4,351,490.30	Stagecoach Sweep Debit
	03/25	4,536,321.71	Stagecoach Sweep Debit
	03/26	3,076.74	ACH Prep Origintn - General Fund - File 2956000677 Coid 2956000677
	03/26	9,633.57	< Business to Business ACH Debit - Wright Express Fleet Debi 260325 9100005154093 City of Bell (3)
	03/26	306,657.96	ZBA Funding Account Transfer to 4159281401
	03/26	4,292,753.77	Stagecoach Sweep Debit
	03/27	2,393.98	Expertpay Expertpay xxxxx0677 City of Bell
	03/27	111,786.82	ZBA Funding Account Transfer to 4159281401



*Electronic debits/bank debits (continued)*

<i>Effective date</i>	<i>Posted date</i>	<i>Amount</i>	<i>Transaction detail</i>
	03/27	4,367,869.32	Stagecoach Sweep Debit
	03/30	5,415.08 <	Business to Business ACH Debit - AFLAC Columbus Achpmt 260328 xxxxx5097 Vw09024629401
	03/30	5,736.92	ZBA Funding Account Transfer to [REDACTED]
	03/30	4,090,592.44	Stagecoach Sweep Debit
	03/31	8,893.37	ZBA Funding Account Transfer to [REDACTED]
	03/31	4,258,797.00	Stagecoach Sweep Debit
		\$109,930,742.32	Total electronic debits/bank debits

< Business to Business ACH: If this is a business account, this transaction has a return time frame of one business day from post date. This time frame does not apply to consumer accounts.

Checks paid

<i>Number</i>	<i>Amount</i>	<i>Date</i>	<i>Number</i>	<i>Amount</i>	<i>Date</i>	<i>Number</i>	<i>Amount</i>	<i>Date</i>
85765	15.00	03/24	87191	1,375.10	03/03	87232	30,000.00	03/04
86654*	55.00	03/02	87192	1,058.88	03/02	87233	95,004.03	03/12
86691*	1,262.00	03/04	87193	7,750.00	03/04	87234	20,371.67	03/05
86924*	459.00	03/23	87194	150.00	03/04	87235	10,000.00	03/06
86960*	772.00	03/25	87195	5,086.57	03/03	87236	49,147.13	03/09
87094*	50.84	03/12	87197*	604.42	03/02	87237	10,920.00	03/05
87129*	1,083.00	03/10	87198	194.00	03/02	87238	82,770.00	03/06
87135*	300.00	03/02	87199	103.79	03/23	87239	38,359.78	03/12
87149*	379.00	03/16	87201*	383.58	03/11	87240	24,601.40	03/06
87154*	462.50	03/09	87202	61.82	03/02	87241	108,495.75	03/02
87163*	188.69	03/05	87204*	3,500.00	03/12	87242	12,539.70	03/02
87164	11,424.08	03/02	87206*	3,765.00	03/05	87243	175.00	03/03
87165	100.00	03/06	87207	6,780.00	03/02	87244	2,598.18	03/03
87166	116.00	03/06	87208	673.40	03/05	87245	548.63	03/12
87167	3,814.70	03/04	87209	50.84	03/27	87246	5,263.21	03/04
87168	4,774.62	03/06	87210	561.00	03/25	87247	670.50	03/03
87169	1,280.00	03/03	87212*	5,836.00	03/03	87248	133.84	03/06
87170	1,086.08	03/02	87213	2,200.00	03/09	87249	175.00	03/02
87173*	4,036.00	03/10	87214	1,800.00	03/03	87250	1,392.42	03/13
87174	150.00	03/06	87215	135.00	03/17	87250	794.00	03/16
87175	77.70	03/06	87216	967.00	03/06	87251	3,435.06	03/03
87176	1,773.00	03/03	87217	685.48	03/03	87252	4,976.17	03/04
87177	3,064.41	03/02	87218	585.20	03/03	87253	794.00	03/16
87178	850.00	03/02	87219	1,581.40	03/02	87253	462.50	03/19
87179	602.24	03/03	87221*	178.96	03/05	87255*	1,099.15	03/09
87180	280.00	03/20	87222	297.56	03/04	87256	2,231.29	03/02
87181	100.00	03/09	87223	135.00	03/18	87256	894.00	03/16
87182	2,814.77	03/02	87224	55.00	03/23	87257	95.36	03/02
87183	500.00	03/05	87225	120.00	03/23	87258	100.00	03/02
87185*	2,577.40	03/02	87226	36.00	03/10	87259	110.00	03/17
87186	359.10	03/02	87227	1,915.25	03/02	87260	350.00	03/17
87187	188.43	03/05	87228	90.17	03/03	87260	894.00	03/17
87188	6,658.72	03/04	87229	150.00	03/05	87261	148.50	03/06
87189	2,200.00	03/10	87230	32,760.84	03/04	87262	1,796.62	03/03
87190	920.83	03/02	87231	58,262.80	03/05	87262	894.00	03/17



Checks paid (continued)

Number	Amount	Date	Number	Amount	Date	Number	Amount	Date
87263	1,539.98	03/02	87309	87.40	03/16	87365	4,976.40	03/30
87264	1,785.00	03/09	87310	307.40	03/16	87366	594.00	03/17
87264	894.00	03/17	87311	590.46	03/17	87367	652.80	03/30
87265	420.81	03/02	87312	50.00	03/20	87368	594.00	03/17
87266	327.94	03/05	87313	18,377.00	03/24	87370*	294.00	03/17
87267	600.00	03/16	87314	521.41	03/13	87370	511.29	03/30
87268	574.12	03/18	87315	160.83	03/12	87372*	13.16	03/30
87269	150.35	03/02	87316	2,498.88	03/19	87373	1,207.25	03/30
87270	527.59	03/05	87317	1,455.20	03/16	87379*	8,882.50	03/31
87270	994.00	03/19	87318	854.50	03/11	87380	1,527.68	03/30
87271	768.31	03/03	87319	609.00	03/12	87383*	52,260.72	03/30
87272	298.01	03/02	87320	2,337.02	03/12	87384	74,760.00	03/30
87273	2,323.41	03/05	87321	169.02	03/27	87385	92,533.35	03/30
87273	994.00	03/19	87322	151.36	03/11	87386	1,027.00	03/23
87274	57,611.89	03/16	87323	7,016.93	03/12	87387	3,200.00	03/24
87275	994.00	03/19	87324	1,096.55	03/13	87388	4,259.50	03/24
87275	23,018.00	03/23	87325	404.45	03/17	87389	3,900.86	03/23
87276	27,990.39	03/19	87326	1,778.57	03/12	87390	4,862.40	03/26
87277	43,742.61	03/12	87327	1,920.00	03/16	87391	106.17	03/23
87278	22,943.34	03/16	87328	1,445.00	03/17	87392	1,082.43	03/25
87279	18,412.08	03/17	87329	477.70	03/16	87393	5,604.42	03/25
87280	98,294.26	03/16	87331*	16,975.00	03/17	87394	2,015.00	03/24
87281	168.82	03/23	87332	22,990.00	03/23	87396*	314.72	03/26
87282	2,100.00	03/16	87333	12,598.40	03/23	87397	2,397.91	03/23
87283	96.08	03/17	87334	33,950.00	03/17	87398	153.92	03/23
87284	155.99	03/17	87335	14,507.49	03/25	87399	3,385.52	03/25
87285	5,018.00	03/18	87336	3,183.13	03/17	87400	137.80	03/30
87286	863.46	03/17	87337	111.54	03/17	87401	1,532.03	03/24
87287	145.00	03/18	87338	458.03	03/20	87402	1,229.34	03/23
87288	365.00	03/16	87340*	5,656.04	03/16	87405*	1,303.14	03/24
87289	865.00	03/12	87341	50.00	03/30	87408*	2,056.19	03/31
87290	1,217.46	03/16	87342	9,180.55	03/16	87409	1,800.00	03/27
87292*	547.82	03/17	87343	1,057.66	03/19	87410	1,176.00	03/30
87293	4,999.00	03/20	87344	131.52	03/16	87411	320.00	03/30
87294	50.00	03/16	87346*	4,485.70	03/17	87412	632.68	03/31
87295	1,400.00	03/26	87347	1,935.24	03/17	87413	1,027.26	03/26
87296	3,360.00	03/30	87348	25,104.90	03/24	87414	2,043.06	03/31
87297	1,890.00	03/16	87349	16,625.00	03/30	87415	1,200.00	03/31
87298	444.71	03/16	87350	3,040.00	03/30	87426*	654.79	03/30
87299	77.99	03/16	87351	6,566.80	03/30	87427	150.84	03/30
87300	98.61	03/18	87355*	420.00	03/31	87428	5,225.33	03/31
87301	2,796.00	03/18	87358*	1,443.21	03/30	87429	50.00	03/27
87302	7,740.24	03/24	87360*	294.00	03/17	87433*	47.18	03/30
87303	3,600.00	03/17	87360	3,360.00	03/30	87435*	285.21	03/31
87304	4,999.99	03/18	87361	1,154.92	03/30	87436	1,114.75	03/31
87305	198.89	03/16	87362	294.00	03/17	87437	245.56	03/31
87306	112.96	03/23	87363	359.10	03/30	87439*	359.39	03/30
87307	608.00	03/17	87364	294.00	03/17	87450*	294.00	03/17
87308	1,910.12	03/30	87364	383.25	03/30	87453*	694.00	03/17



*Checks paid (continued)*

<i>Number</i>	<i>Amount</i>	<i>Date</i>	<i>Number</i>	<i>Amount</i>	<i>Date</i>	<i>Number</i>	<i>Amount</i>	<i>Date</i>
87458*	694.00	03/17	87460	994.00	03/19	87467*	994.00	03/19
87460*	694.00	03/17	87463*	994.00	03/19	87469*	994.00	03/19
			\$1,586,917.00	Total checks paid				

\* Gap in check sequence.

\$111,517,659.32 Total debits

Daily ledger balance summary

<i>Date</i>	<i>Balance</i>	<i>Date</i>	<i>Balance</i>	<i>Date</i>	<i>Balance</i>
02/28	53,151.00	03/11	1,007.00	03/23	12,185.00
03/02	5,764.00	03/12	6,578.00	03/24	4,407.00
03/03	41,475.00	03/13	1,032.00	03/25	15,132.00
03/04	214.00	03/16	142,632.00	03/26	70,342.00
03/05	0.00	03/17	1,246.00	03/27	0.00
03/06	9,565.00	03/18	232,220.00	03/30	110,979.00
03/09	12,922.00	03/19	0.00	03/31	76,242.00
03/10	1,344.00	03/20	0.00		
Average daily ledger balance		\$26,439.70			

# Commercial Checking Acct Public Funds

Account number: [REDACTED] ■ March 1, 2026 - March 31, 2026 ■ Page 1 of 3



CITY OF BELL  
 BCHA  
 6330 PINE AVE  
 BELL CA 90201-1221

## Questions?

Call your Customer Service Officer or Client Services  
 1-800-AT WELLS (1-800-289-3557)  
 5:00 AM TO 6:00 PM Pacific Time Monday - Friday

*Online:* [wellsfargo.com](http://wellsfargo.com)

*Write:* Wells Fargo Bank, N.A. (182)  
 PO Box 63020  
 San Francisco, CA 94163

## Account summary

### Commercial Checking Acct Public Funds

Account number	Beginning balance	Total credits	Total debits	Ending balance
[REDACTED]	\$0.00	\$599,154.80	-\$599,154.80	\$0.00

## Credits

### Deposits

Effective date	Posted date	Amount	Transaction detail
03/12	03/13	9,646.30	Reversal of Check Posted 3-12-26 Refer to Maker Our Ref: 3-12-26 00000000
03/12	03/13	10.79	Reversal of Check Posted 3-12-26 Refer to Maker Our Ref: 3-12-26 00000000
		\$9,657.09	Total deposits

### Electronic deposits/bank credits

Effective date	Posted date	Amount	Transaction detail
03/02		360.00	121108250 Ccddeposit 260302 xxxxx0548 Bell Community Housing
03/02		21.61	ZBA Balance Account Transfer From 4159281427
03/03		18,380.89	ZBA Balance Account Transfer From 4159281427
03/04		34,116.60	ZBA Balance Account Transfer From 4159281427
03/06		335.00	Mgr Property Man BILLPAY 030626 Chy1Y3 Rmr*IV*:Payowner Owncob Filmore 2/27/2026 04:09:0
03/06		1,380.00	Mgr Property Man BILLPAY 030626 Hhy1Y3 Rmr*IV*:Payowner Owncob Pinebell 2/27/2026 04:09:
03/06		1,770.00	Mgr Property Man BILLPAY 030626 Bhy1Y3 Rmr*IV*:Payowner Owncob Chanslor 2/27/2026 04:09:
03/06		2,125.00	Mgr Property Man BILLPAY 030626 Fhy1Y3 Rmr*IV*:Payowner Owncob Otisbell 2/27/2026 04:09:
03/06		4,250.00	Mgr Property Man BILLPAY 030626 Ghy1Y3 Rmr*IV*:Payowner Owncob Pineav 2/27/2026 04:09:02
03/06		6,935.00	Mgr Property Man BILLPAY 030626 Dhy1Y3 Rmr*IV*:Payowner Owncob Florav 2/27/2026 04:09:02
03/06		7,752.96	ZBA Balance Account Transfer From 4159281427
03/12		9,657.09	ZBA Balance Account Transfer From 4159281427



*Electronic deposits/bank credits (continued)*

<i>Effective date</i>	<i>Posted date</i>	<i>Amount</i>	<i>Transaction detail</i>
	03/16	141,808.68	Desktop Check Deposit
	03/17	12,330.81	ZBA Balance Account Transfer From 4159281427
	03/18	7,134.00	ZBA Balance Account Transfer From 4159281427
	03/19	270,797.02	ZBA Balance Account Transfer From 4159281427
	03/23	29,439.43	ZBA Balance Account Transfer From 4159281427
	03/24	386.50	Desktop Check Deposit
	03/24	25,393.45	ZBA Balance Account Transfer From 4159281427
	03/26	493.38	Desktop Check Deposit
	03/30	5,736.92	ZBA Balance Account Transfer From 4159281427
	03/31	8,893.37	ZBA Balance Account Transfer From 4159281427
		\$589,497.71	Total electronic deposits/bank credits
		\$599,154.80	Total credits

**Debits**

Electronic debits/bank debits

<i>Effective date</i>	<i>Posted date</i>	<i>Amount</i>	<i>Transaction detail</i>
	03/13	9,065.94	ZBA Balance Account Transfer to 4159281427
	03/16	135,475.59	ZBA Balance Account Transfer to 4159281427
	03/19	269,774.71	WT Fed#02R00 US Bank, NA /Ftr/Bnf=US Bank Trust NA Srf# Gw00000083130429 Trn#260318196900 Rfb# 3127
	03/26	493.38	ZBA Balance Account Transfer to 4159281427
		\$414,809.62	Total electronic debits/bank debits

Checks paid

<i>Number</i>	<i>Amount</i>	<i>Date</i>	<i>Number</i>	<i>Amount</i>	<i>Date</i>	<i>Number</i>	<i>Amount</i>	<i>Date</i>
9116	19,208.20	03/06	9128	8,922.41	03/03	9141	17,563.41	03/24
9117	295.00	03/04	9129	29,068.60	03/23	9142	22.19	03/16
9118	7,810.40	03/04	9130	2,770.30	03/16	9143	5,156.58	03/17
9119	5,250.00	03/03	9131	7,134.00	03/18	9146*	370.83	03/23
9120	25,983.60	03/04	9132	3,540.60	03/16	9147	5,235.56	03/30
9121	27.60	03/04	9133	568.40	03/13	9148	8,216.54	03/24
9122	370.82	03/02	9135*	1,022.31	03/19	9149	491.40	03/30
9123	5,339.76	03/06	9136	9,646.30	03/12	9151*	101.74	03/31
9124	4,068.05	03/03	9137	22.75	03/13	9153*	8,768.88	03/31
9125	89.69	03/03	9138	7,076.23	03/17	9154	22.75	03/31
9126	10.79	03/02	9139	98.00	03/17	9155	9.96	03/30
9127	50.74	03/03	9140	10.79	03/12			
		\$184,345.18	Total checks paid					

\* Gap in check sequence.

\$599,154.80 Total debits



Daily ledger balance summary

<i>Date</i>	<i>Balance</i>	<i>Date</i>	<i>Balance</i>	<i>Date</i>	<i>Balance</i>
02/28	0.00	03/13	0.00	03/23	0.00
03/02	0.00	03/16	0.00	03/24	0.00
03/03	0.00	03/17	0.00	03/26	0.00
03/04	0.00	03/18	0.00	03/30	0.00
03/06	0.00	03/19	0.00	03/31	0.00
03/12	0.00				
Average daily ledger balance		\$0.00			



TRUST BANK

CITY OF BELL OPEB TRUST ACCOUNT  
CAPACITY : CUSTODIAN  
ACCOUNT NUMBER: [REDACTED]  
REPORTING PERIOD: 2/28/26 TO 3/31/26  
PAGE : 1



TRUST BANK

CITY OF BELL OPEB TRUST ACCOUNT
ACCOUNT NUMBER:
REPORTING PERIOD: 2/28/26 TO 3/31/26
PAGE : 2

FDIC Insurance: Bank Sweep for Benefit Plans (BSBP), Schwab Bank Savings (SBS), and Schwab Bank Sweep for Employee Benefit Plans (SBSEBP) deposits, as applicable, held by Charles Schwab Trust Bank or another Program Bank(s) are insured by the Federal Deposit Insurance Corporation (FDIC), subject to the satisfaction of certain conditions.

FDIC insurance rules are complex. You are responsible for monitoring any insured or uninsured portion of any deposit in BSBP, SBS, or SBSEBP. You should consult with your own attorney to determine applicable recordkeeping requirements which are a condition of FDIC Insurance Coverage and the application of FDIC Insurance Coverage to your specific situation.

Please note that cash positions at Charles Schwab & Co., Inc. in your plan's related Personal Choice Retirement Accounts (PCRA) or Schwab Retirement Advisor Portfolio (SRAP) accounts which have been swept into BSBP are included on this statement. Cash balances in these accounts are deposited through BSBP in one or more of the Program Banks.

Table with 2 columns: Total BSBP Deposits in Program Banks, As of (end of reporting period). Row 1: CHARLES SCHWAB BANK, \$1,309.16

(0125-BWFR)



TRUST BANK

CITY OF BELL OPEB TRUST ACCOUNT  
ACCOUNT NUMBER: [REDACTED]  
REPORTING PERIOD: 2/28/26 TO 3/31/26  
PAGE : 3

STATEMENT OF ACCOUNT  
-----

SCHEDULES  
-----

ACCOUNT SUMMARY	4
TRANSACTION DETAIL	5
ASSET SUMMARY	12
ASSET DETAIL	13



TRUST BANK

CITY OF BELL OPEB TRUST ACCOUNT
ACCOUNT NUMBER:
REPORTING PERIOD: 02/28/26 TO 03/31/26
PAGE : 4

ACCOUNT SUMMARY
-----

RECEIPTS
=====

EARNINGS FROM INVESTMENTS:
INTEREST 0.02
DIVIDENDS AND CAPITAL GAINS 1,207.40
TOTAL EARNINGS FROM INVESTMENTS 1,207.42
NET REALIZED GAINS & LOSSES:
TOTAL RECEIPTS 1,207.42

DISBURSEMENTS
=====

ADMINISTRATIVE EXPENSES:
FEES AND COMMISSIONS 83.33-
TOTAL ADMINISTRATIVE EXPENSES 83.33-
TOTAL DISBURSEMENTS 83.33-
NET CHANGE 1,124.09
CHANGE IN NET ASSETS
UNREALIZED APPRECIATION 13,130.80-
NET ASSETS AT BEGINNING OF PERIOD 362,499.03
NET CHANGE IN ASSETS FOR THE PERIOD 12,006.71-
NET ASSETS AT END OF PERIOD 350,492.32



TRUST BANK

CITY OF BELL OPEB TRUST ACCOUNT  
 ACCOUNT NUMBER: [REDACTED]  
 REPORTING PERIOD: 02/28/26 TO 03/31/26  
 PAGE : 5

TRANSACTION DETAIL  
 -----

DATE	DESCRIPTION	UNITS	CASH	INVESTMENTS	GAIN/LOSS
----	-----	-----	----	-----	-----
02/28/26	BALANCES CARRIED FORWARD		\$2,483.70	\$330,618.92	
INTEREST					
-----					
03/16/26	CASH RECEIPT 082619761, (BKINT) BANK INTEREST		0.02	0.00	
	TOTAL		0.02	0.00	
-----					
TOTAL INTEREST			0.02	0.00	
DIVIDENDS AND CAPITAL GAINS					
-----					
AVANTIS INTERNATIONAL EQUITY ETF TICKER: AVDE					
03/12/26	CASH RECEIPT 082619761, (DIV) DIVIDEND		19.83	0.00	
	TOTAL AVANTIS INTERNATIONAL EQUITY ETF		19.83	0.00	
-----					
AVANTIS U S LARGE CAP VALUE ETF TICKER: AVLV					
03/12/26	CASH RECEIPT 082619761, (DIV) DIVIDEND		26.48	0.00	
	TOTAL AVANTIS U S LARGE CAP VALUE ETF		26.48	0.00	
-----					
BLACKROCK US EQY FCTR ROTN ETF TICKER: DYNF					
03/20/26	CASH RECEIPT 082619761, (DFR) MUTUAL FUND DIVIDEND REINVESTED		18.08	0.00	
	TOTAL BLACKROCK US EQY FCTR ROTN ETF		18.08	0.00	
-----					
FIDELITY TOTAL BOND ETF TICKER: FBND					
03/02/26	CASH RECEIPT 082619761, (DFR) MUTUAL FUND DIVIDEND REINVESTED		278.94	0.00	



TRUST BANK

CITY OF BELL OPEB TRUST ACCOUNT  
 ACCOUNT NUMBER: [REDACTED]  
 REPORTING PERIOD: 02/28/26 TO 03/31/26  
 PAGE : 6

TRANSACTION DETAIL  
 -----

DATE	DESCRIPTION	UNITS	CASH	INVESTMENTS	GAIN/LOSS
----	-----	-----	----	-----	-----
	TOTAL FIDELITY TOTAL BOND ETF		278.94	0.00	
	ISHARES CORE S&P 500 ETF TICKER: IVV				
03/20/26	CASH RECEIPT 082619761, (DFR) MUTUAL FUND DIVIDEND REINVESTED		75.60	0.00	
	TOTAL ISHARES CORE S&P 500 ETF		75.60	0.00	
	ISHARES TOTAL USD BOND MARKET ETF TICKER: IUSB				
03/05/26	CASH RECEIPT 082619761, (DFR) MUTUAL FUND DIVIDEND REINVESTED		0.13	0.00	
	TOTAL ISHARES TOTAL USD BOND MARKET ETF		0.13	0.00	
	ISHARES US INFRASTRUCTURE ETF TICKER: IFRA				
03/20/26	CASH RECEIPT 082619761, (DFR) MUTUAL FUND DIVIDEND REINVESTED		36.74	0.00	
	TOTAL ISHARES US INFRASTRUCTURE ETF		36.74	0.00	
	ISHARS EDG MSCI USA QLTY FCTR ETF TICKER: QUAL				
03/20/26	CASH RECEIPT 082619761, (DFR) MUTUAL FUND DIVIDEND REINVESTED		21.60	0.00	
	TOTAL ISHARS EDG MSCI USA QLTY FCTR ETF		21.60	0.00	
	JANUS HENDERSON AAA CLO ETF IV TICKER: JAAA				
03/05/26	CASH RECEIPT 082619761, (DFR) MUTUAL FUND DIVIDEND REINVESTED		0.07	0.00	
	TOTAL JANUS HENDERSON AAA CLO ETF IV		0.07	0.00	
	JPMORGAN GLOBAL BOND TICKER: JPGB				
03/04/26	CASH RECEIPT 082619761, (DIV) DIVIDEND		94.57	0.00	



TRUST BANK

CITY OF BELL OPEB TRUST ACCOUNT
ACCOUNT NUMBER:
REPORTING PERIOD: 02/28/26 TO 03/31/26
PAGE : 7

TRANSACTION DETAIL

Table with columns: DATE, DESCRIPTION, UNITS, CASH, INVESTMENTS, GAIN/LOSS. Rows include transactions for JPMORGAN GLOBAL BOND, JPMORGAN INCOME ETF, PIMCO INCM FD INST CL, PIMCO MULTISECTOR BOND ACTV ETF, SPDR S&P 500 GROWTH ETF, SPDR S&P 500 VALUE ETF, and TCW FLEXIBLE INCOME ETF.



TRUST BANK

CITY OF BELL OPEB TRUST ACCOUNT  
 ACCOUNT NUMBER: [REDACTED]  
 REPORTING PERIOD: 02/28/26 TO 03/31/26  
 PAGE : 8

TRANSACTION DETAIL  
 -----

DATE	DESCRIPTION	UNITS	CASH	INVESTMENTS	GAIN/LOSS
----	-----	-----	----	-----	-----
	TOTAL TCW FLEXIBLE INCOME ETF		134.60	0.00	
	VANGUARD INFORMATION TECHNOLOGY ETF TICKER: VGT				
03/26/26	CASH RECEIPT 082619761, (DFR) MUTUAL FUND DIVIDEND REINVESTED		4.48	0.00	
	TOTAL VANGUARD INFORMATION TECHNOLOGY ETF		4.48	0.00	
	VANGUARD INTL DIVIDEND APRECTN ETF TICKER: VIGI				
03/24/26	CASH RECEIPT 082619761, (DFR) MUTUAL FUND DIVIDEND REINVESTED		0.02	0.00	
	TOTAL VANGUARD INTL DIVIDEND APRECTN ETF		0.02	0.00	
	TOTAL DIVIDENDS AND CAPITAL GAINS		1,207.40	0.00	
	FEES AND COMMISSIONS -----				
03/23/26	CASH DISBURSEMENT TTEE/CUSTODIAN FEE/EXPENSE 082619761, (TPFEE) TRUSTEE FEE		83.33-	0.00	
	TOTAL FEES AND COMMISSIONS		83.33-	0.00	
	PURCHASES AND REINVESTMENTS -----				
	AVANTIS INTERNATIONAL EQUITY ETF TICKER: AVDE				
03/30/26	PURCHASED 1 UNITS TRADE DATE 3/27/26 1 UNIT AT \$82.475	1.000	82.48-	82.48	
	TOTAL AVANTIS INTERNATIONAL EQUITY ETF	1.000	82.48-	82.48	
	BLACKROCK US EQY FCTR ROTN ETF TICKER: DYNF				
03/20/26	PURCHASED 0.3088 UNITS TRADE DATE 3/20/26 0.3088 UNITS AT \$58.55 082619761, (RID) REINVESTED MUTUAL FUND DIVIDENDS FASTTAX CODE: 999	0.309	18.08-	18.08	



TRUST BANK

CITY OF BELL OPEB TRUST ACCOUNT  
 ACCOUNT NUMBER: [REDACTED]  
 REPORTING PERIOD: 02/28/26 TO 03/31/26  
 PAGE : 9

TRANSACTION DETAIL  
 -----

DATE	DESCRIPTION	UNITS	CASH	INVESTMENTS	GAIN/LOSS
----	-----	-----	----	-----	-----
	TOTAL BLACKROCK US EQY FCTR ROTN ETF	0.309	18.08-	18.08	
	FIDELITY TOTAL BOND ETF TICKER: FBND				
03/02/26	PURCHASED 6.0103 UNITS TRADE DATE 3/ 2/26 6.0103 UNITS AT \$46.41 082619761, (RID) REINVESTED MUTUAL FUND DIVIDENDS FASTTAX CODE: 999	6.010	278.94-	278.94	
	TOTAL FIDELITY TOTAL BOND ETF	6.010	278.94-	278.94	
	ISHARES CORE S&P 500 ETF TICKER: IVV				
03/20/26	PURCHASED 0.1152 UNITS TRADE DATE 3/20/26 0.1152 UNITS AT \$656.16 082619761, (RID) REINVESTED MUTUAL FUND DIVIDENDS FASTTAX CODE: 999	0.115	75.60-	75.60	
03/30/26	PURCHASED 2 UNITS TRADE DATE 3/27/26 2 UNITS AT \$642.115	2.000	1,284.23-	1,284.23	
	TOTAL ISHARES CORE S&P 500 ETF	2.115	1,359.83-	1,359.83	
	ISHARES TOTAL USD BOND MARKET ETF TICKER: IUSB				
03/05/26	PURCHASED 0.0028 UNITS TRADE DATE 3/ 5/26 0.0028 UNITS AT \$46.70 082619761, (RID) REINVESTED MUTUAL FUND DIVIDENDS FASTTAX CODE: 999	0.003	0.13-	0.13	
	TOTAL ISHARES TOTAL USD BOND MARKET ETF	0.003	0.13-	0.13	
	ISHARES US INFRASTRUCTURE ETF TICKER: IFRA				
03/20/26	PURCHASED 0.6532 UNITS TRADE DATE 3/20/26 0.6532 UNITS AT \$56.25 082619761, (RID) REINVESTED MUTUAL FUND DIVIDENDS FASTTAX CODE: 999	0.653	36.74-	36.74	



TRUST BANK

CITY OF BELL OPEB TRUST ACCOUNT  
 ACCOUNT NUMBER: [REDACTED]  
 REPORTING PERIOD: 02/28/26 TO 03/31/26  
 PAGE : 10

TRANSACTION DETAIL  
 -----

DATE	DESCRIPTION	UNITS	CASH	INVESTMENTS	GAIN/LOSS
----	-----	-----	----	-----	-----
	TOTAL ISHARES US INFRASTRUCTURE ETF	0.653	36.74-	36.74	
	ISHARS EDG MSCI USA QLTY FCTR ETF TICKER: QUAL				
03/20/26	PURCHASED 0.1119 UNITS TRADE DATE 3/20/26 0.1119 UNITS AT \$192.97 082619761, (RID) REINVESTED MUTUAL FUND DIVIDENDS FASTTAX CODE: 999	0.112	21.60-	21.60	
	TOTAL ISHARS EDG MSCI USA QLTY FCTR ETF	0.112	21.60-	21.60	
	JANUS HENDERSON AAA CLO ETF IV TICKER: JAAA				
03/05/26	PURCHASED 0.0014 UNITS TRADE DATE 3/ 5/26 0.0014 UNITS AT \$50.48 082619761, (RID) REINVESTED MUTUAL FUND DIVIDENDS FASTTAX CODE: 999	0.001	0.07-	0.07	
	TOTAL JANUS HENDERSON AAA CLO ETF IV	0.001	0.07-	0.07	
	JPMORGAN INCOME ETF TICKER: JPIE				
03/04/26	PURCHASED 0.003 UNITS TRADE DATE 3/ 4/26 0.003 UNITS AT \$46.29 082619761, (RID) REINVESTED MUTUAL FUND DIVIDENDS FASTTAX CODE: 999	0.003	0.14-	0.14	
	TOTAL JPMORGAN INCOME ETF	0.003	0.14-	0.14	
	PIMCO MULTISECTOR BOND ACTV ETF TICKER: PYLD				
03/04/26	PURCHASED 4.4872 UNITS TRADE DATE 3/ 4/26 4.4872 UNITS AT \$26.64 082619761, (RID) REINVESTED MUTUAL FUND DIVIDENDS FASTTAX CODE: 999	4.487	119.54-	119.54	



TRUST BANK

CITY OF BELL OPEB TRUST ACCOUNT  
 ACCOUNT NUMBER: [REDACTED]  
 REPORTING PERIOD: 02/28/26 TO 03/31/26  
 PAGE : 11

TRANSACTION DETAIL  
 -----

DATE	DESCRIPTION	UNITS	CASH	INVESTMENTS	GAIN/LOSS
----	-----	-----	----	-----	-----
TOTAL PIMCO MULTISECTOR BOND ACTV ETF		4.487	119.54-	119.54	
SPDR S&P 500 GROWTH ETF TICKER: SPYG					
03/25/26	PURCHASED 0.0571 UNITS TRADE DATE 3/25/26 0.0571 UNITS AT \$100.07 082619761, (RID) REINVESTED MUTUAL FUND DIVIDENDS FASTTAX CODE: 999	0.057	5.71-	5.71	
TOTAL SPDR S&P 500 GROWTH ETF		0.057	5.71-	5.71	
SPDR S&P 500 VALUE ETF TICKER: SPYV					
03/25/26	PURCHASED 0.0012 UNITS TRADE DATE 3/25/26 0.0012 UNITS AT \$56.55 082619761, (RID) REINVESTED MUTUAL FUND DIVIDENDS FASTTAX CODE: 999	0.001	0.07-	0.07	
TOTAL SPDR S&P 500 VALUE ETF		0.001	0.07-	0.07	
VANGUARD INFORMATION TECHNOLOGY ETF TICKER: VGT					
03/26/26	PURCHASED 0.0064 UNITS TRADE DATE 3/26/26 0.0064 UNITS AT \$702.71 082619761, (RID) REINVESTED MUTUAL FUND DIVIDENDS FASTTAX CODE: 999	0.006	4.48-	4.48	
TOTAL VANGUARD INFORMATION TECHNOLOGY ETF		0.006	4.48-	4.48	
VANGUARD INTL DIVIDEND APRECTN ETF TICKER: VIGI					
03/25/26	PURCHASED 0.0002 UNITS TRADE DATE 3/24/26 MULTIPLE	0.000	0.02-	0.02	
TOTAL VANGUARD INTL DIVIDEND APRECTN ETF			0.02-	0.02	
TOTAL PURCHASES AND REINVESTMENTS			1,927.83-	1,927.83	
03/31/26 BALANCES CARRIED FORWARD			\$1,679.96	\$332,546.75	



TRUST BANK

CITY OF BELL OPEB TRUST ACCOUNT
ACCOUNT NUMBER:
REPORTING PERIOD: 2/28/26 TO 3/31/26
PAGE : 12

ASSET SUMMARY

Table with 5 columns: DESCRIPTION, BEGINNING MARKET, ENDING MARKET, ADJUSTED COST, UNREALIZED GAIN / LOSS. Rows include MUTUAL FUNDS, UNIT INVESTMENT TRUSTS, CASH, and TOTAL INVESTMENTS.

ASSET DETAIL  
 -----

SHARES/ UNITS	DESCRIPTION	BEGINNING MARKET	ENDING MARKET	ADJUSTED COST	UNREALIZED GAIN / LOSS
-----	-----	-----	-----	-----	-----
MUTUAL FUNDS					
7,707.930	PIMCO INCM FD INST CL TICKER: PIMIX MONTH END PRICE 10.7800	85,558.02	83,091.49	82,260.99	830.50
		85,558.02	83,091.49	82,260.99	830.50
UNIT INVESTMENT TRUSTS					
205.000	AVANTIS INTERNATIONAL EQUITY ETF TICKER: AVDE MONTH END PRICE 84.8400	18,808.80	17,392.20	15,995.29	1,396.91
115.000	AVANTIS U S LARGE CAP VALUE ETF TICKER: AVLV MONTH END PRICE 80.6100	9,634.70	9,270.15	9,612.85	342.70-
113.103	BLACKROCK US EQY FCTR ROTN ETF TICKER: DYNF MONTH END PRICE 58.1800	6,884.93	6,580.30	5,726.34	853.96
1,738.575	FIDELITY TOTAL BOND ETF TICKER: FBND MONTH END PRICE 45.6200	80,789.51	79,313.81	78,990.67	323.14
123.538	ISHARES CORE MSCI EMERGING ETF TICKER: IEMG MONTH END PRICE 69.7500	9,482.81	8,616.80	6,387.67	2,229.13
44.503	ISHARES CORE S&P 500 ETF TICKER: IVV MONTH END PRICE 653.2100	29,221.44	29,069.94	24,310.07	4,759.87
174.799	ISHARES MSCI EAFE VALUE ETF TICKER: EFV MONTH END PRICE 74.3500	13,941.94	12,996.28	9,815.14	3,181.14
0.814	ISHARES TOTAL USD BOND MARKET ETF TICKER: IUSB MONTH END PRICE 46.1900	38.28	37.59	37.39	0.20
134.268	ISHARES US INFRASTRUCTURE ETF TICKER: IFRA MONTH END PRICE 57.2000	8,063.62	7,680.10	6,372.24	1,307.86
51.543	ISHARS EDG MSCI USA QLTY FCTR ETF TICKER: QUAL MONTH END PRICE 191.8100	10,536.15	9,886.44	8,988.46	897.98
0.362	JANUS HENDERSON AAA CLO ETF IV TICKER: JAAA MONTH END PRICE 50.3700	18.17	18.23	18.41	0.18-
494.000	JPMORGAN GLOBAL BOND TICKER: JPGB MONTH END PRICE 47.8200	24,398.66	23,623.08	24,092.13	469.05-
0.698	JPMORGAN INCOME ETF TICKER: JPIE MONTH END PRICE 46.0700	32.38	32.17	31.81	0.36
1,000.632	PIMCO MULTISECTOR BOND ACTV ETF TICKER: PYLD MONTH END PRICE 26.2000	26,826.19	26,216.57	26,411.21	194.64-
44.234	SPDR S&P 500 GROWTH ETF TICKER: SPYG MONTH END PRICE 97.9100	4,575.39	4,330.94	3,524.14	806.80
0.342	SPDR S&P 500 VALUE ETF TICKER: SPYV MONTH END PRICE 56.5800	20.30	19.37	16.62	2.75



TRUST BANK

CITY OF BELL OPEB TRUST ACCOUNT  
 ACCOUNT NUMBER: [REDACTED]  
 REPORTING PERIOD: 2/28/26 TO 3/31/26  
 PAGE : 14

ASSET DETAIL  
 -----

SHARES/ UNITS	DESCRIPTION	BEGINNING MARKET	ENDING MARKET	ADJUSTED COST	UNREALIZED GAIN / LOSS
-----	-----	-----	-----	-----	-----
673.000	TCW FLEXIBLE INCOME ETF TICKER: FLXR	26,805.59	26,428.71	26,595.93	167.22-
	MONTH END PRICE 39.2700				
6.027	VANGUARD INFORMATION TECHNOLOGY ETF TICKER: VGT	4,375.10	4,205.09	3,356.48	848.61
	MONTH END PRICE 697.7200				
0.035	VANGUARD INTL DIVIDEND APRECTN ETF TICKER: VIGI	3.35	3.10	2.91	0.19
	MONTH END PRICE 88.4600				
		-----	-----	-----	-----
		274,457.31	265,720.87	250,285.76	15,435.11
		-----	-----	-----	-----
	TOTAL	360,015.33	348,812.36	332,546.75	16,265.61
	CASH	2,483.70	1,679.96		
		-----	-----	-----	-----
	NET ASSETS	362,499.03	350,492.32		
		=====	=====		



TRUST BANK

CITY OF BELL PEN STABILIZATION TRUST  
CAPACITY : CUSTODIAN  
ACCOUNT NUMBER: [REDACTED]  
REPORTING PERIOD: 2/28/26 TO 3/31/26  
PAGE : 1



TRUST BANK

CITY OF BELL PEN STABILIZATION TRUST
ACCOUNT NUMBER:
REPORTING PERIOD: 2/28/26 TO 3/31/26
PAGE : 2

FDIC Insurance: Bank Sweep for Benefit Plans (BSBP), Schwab Bank Savings (SBS), and Schwab Bank Sweep for Employee Benefit Plans (SBSEBP) deposits, as applicable, held by Charles Schwab Trust Bank or another Program Bank(s) are insured by the Federal Deposit Insurance Corporation (FDIC), subject to the satisfaction of certain conditions.

FDIC insurance rules are complex. You are responsible for monitoring any insured or uninsured portion of any deposit in BSBP, SBS, or SBSEBP. You should consult with your own attorney to determine applicable recordkeeping requirements which are a condition of FDIC Insurance Coverage and the application of FDIC Insurance Coverage to your specific situation.

Please note that cash positions at Charles Schwab & Co., Inc. in your plan's related Personal Choice Retirement Accounts (PCRA) or Schwab Retirement Advisor Portfolio (SRAP) accounts which have been swept into BSBP are included on this statement. Cash balances in these accounts are deposited through BSBP in one or more of the Program Banks. In very limited cases during extreme market conditions, some or all of the cash position in your plan's PCRA or your plan's SRAP accounts may be temporarily swept into a money market mutual fund, which is not FDIC insured, but may be covered by SIPC insurance.

Table with 2 columns: Total BSBP Deposits in Program Banks, As of (end of reporting period). Row 1: CHARLES SCHWAB BANK, \$7,154.65

(0125-BWFR)



TRUST BANK

CITY OF BELL PEN STABILIZATION TRUST  
ACCOUNT NUMBER: [REDACTED]  
REPORTING PERIOD: 2/28/26 TO 3/31/26  
PAGE : 3

STATEMENT OF ACCOUNT  
-----

SCHEDULES  
-----

ACCOUNT SUMMARY	4
TRANSACTION DETAIL	5
ASSET SUMMARY	12
ASSET DETAIL	13



TRUST BANK

CITY OF BELL PEN STABILIZATION TRUST
ACCOUNT NUMBER:
REPORTING PERIOD: 02/28/26 TO 03/31/26
PAGE : 4

ACCOUNT SUMMARY

RECEIPTS

EARNINGS FROM INVESTMENTS:
INTEREST 0.09
DIVIDENDS AND CAPITAL GAINS 3,993.59
TOTAL EARNINGS FROM INVESTMENTS 3,993.68
NET REALIZED GAINS & LOSSES:
TOTAL RECEIPTS 3,993.68

DISBURSEMENTS

ADMINISTRATIVE EXPENSES:
FEES AND COMMISSIONS 83.33-
TOTAL ADMINISTRATIVE EXPENSES 83.33-
TOTAL DISBURSEMENTS 83.33-
NET CHANGE 3,910.35
CHANGE IN NET ASSETS
UNREALIZED APPRECIATION 71,121.30-
NET ASSETS AT BEGINNING OF PERIOD 1,513,732.46
NET CHANGE IN ASSETS FOR THE PERIOD 67,210.95-
NET ASSETS AT END OF PERIOD 1,446,521.51



TRUST BANK

CITY OF BELL PEN STABILIZATION TRUST  
 ACCOUNT NUMBER: [REDACTED]  
 REPORTING PERIOD: 02/28/26 TO 03/31/26  
 PAGE : 5

TRANSACTION DETAIL  
 -----

DATE	DESCRIPTION	UNITS	CASH	INVESTMENTS	GAIN/LOSS
----	-----	-----	----	-----	-----
02/28/26	BALANCES CARRIED FORWARD		\$12,322.69	\$1,323,004.59	
INTEREST -----					
03/16/26	CASH RECEIPT 057933841, (BKINT) BANK INTEREST		0.09	0.00	
	TOTAL		0.09	0.00	
-----					
	TOTAL INTEREST		0.09	0.00	
DIVIDENDS AND CAPITAL GAINS -----					
AVANTIS INTERNATIONAL EQUITY ETF TICKER: AVDE					
03/12/26	CASH RECEIPT 057933841, (DIV) DIVIDEND		160.48	0.00	
	TOTAL AVANTIS INTERNATIONAL EQUITY ETF		160.48	0.00	
-----					
AVANTIS U S LARGE CAP VALUE ETF TICKER: AVLV					
03/12/26	CASH RECEIPT 057933841, (DIV) DIVIDEND		217.63	0.00	
	TOTAL AVANTIS U S LARGE CAP VALUE ETF		217.63	0.00	
-----					
BLACKROCK US EQY FCTR ROTN ETF TICKER: DYNF					
03/20/26	CASH RECEIPT 057933841, (DFR) MUTUAL FUND DIVIDEND REINVESTED		147.02	0.00	
	TOTAL BLACKROCK US EQY FCTR ROTN ETF		147.02	0.00	
-----					
FIDELITY TOTAL BOND ETF TICKER: FBND					
03/02/26	CASH RECEIPT 057933841, (DFR) MUTUAL FUND DIVIDEND REINVESTED		640.25	0.00	



TRUST BANK

CITY OF BELL PEN STABILIZATION TRUST  
 ACCOUNT NUMBER: [REDACTED]  
 REPORTING PERIOD: 02/28/26 TO 03/31/26  
 PAGE : 6

TRANSACTION DETAIL  
 -----

DATE	DESCRIPTION	UNITS	CASH	INVESTMENTS	GAIN/LOSS
----	-----	----	----	-----	-----
	TOTAL FIDELITY TOTAL BOND ETF		640.25	0.00	
	ISHARES CORE S&P 500 ETF TICKER: IVV				
03/20/26	CASH RECEIPT 057933841, (DFR) MUTUAL FUND DIVIDEND REINVESTED		614.72	0.00	
	TOTAL ISHARES CORE S&P 500 ETF		614.72	0.00	
	ISHARES TOTAL USD BOND MARKET ETF TICKER: IUSB				
03/05/26	CASH RECEIPT 057933841, (DFR) MUTUAL FUND DIVIDEND REINVESTED		0.02	0.00	
	TOTAL ISHARES TOTAL USD BOND MARKET ETF		0.02	0.00	
	ISHARES US INFRASTRUCTURE ETF TICKER: IFRA				
03/20/26	CASH RECEIPT 057933841, (DFR) MUTUAL FUND DIVIDEND REINVESTED		299.53	0.00	
	TOTAL ISHARES US INFRASTRUCTURE ETF		299.53	0.00	
	ISHARS EDG MSCI USA QLTY FCTR ETF TICKER: QUAL				
03/20/26	CASH RECEIPT 057933841, (DFR) MUTUAL FUND DIVIDEND REINVESTED		174.30	0.00	
	TOTAL ISHARS EDG MSCI USA QLTY FCTR ETF		174.30	0.00	
	JANUS HENDERSON AAA CLO ETF IV TICKER: JAAA				
03/05/26	CASH RECEIPT 057933841, (DFR) MUTUAL FUND DIVIDEND REINVESTED		0.06	0.00	
	TOTAL JANUS HENDERSON AAA CLO ETF IV		0.06	0.00	
	JPMORGAN GLOBAL BOND TICKER: JPGB				
03/04/26	CASH RECEIPT 057933841, (DIV) DIVIDEND		217.48	0.00	



TRUST BANK

CITY OF BELL PEN STABILIZATION TRUST  
 ACCOUNT NUMBER: [REDACTED]  
 REPORTING PERIOD: 02/28/26 TO 03/31/26  
 PAGE : 7

TRANSACTION DETAIL  
 -----

DATE	DESCRIPTION	UNITS	CASH	INVESTMENTS	GAIN/LOSS
----	-----	-----	----	-----	-----
	TOTAL JPMORGAN GLOBAL BOND		217.48	0.00	
	JPMORGAN INCOME ETF TICKER: JPIE				
03/04/26	CASH RECEIPT 057933841, (DFR) MUTUAL FUND DIVIDEND REINVESTED		0.18	0.00	
	TOTAL JPMORGAN INCOME ETF		0.18	0.00	
	PIMCO INCM FD INST CL TICKER: PIMIX				
03/31/26	CASH RECEIPT 057933841, (DIV) DIVIDEND		852.56	0.00	
	TOTAL PIMCO INCM FD INST CL		852.56	0.00	
	PIMCO MULTISECTOR BOND ACTV ETF TICKER: PYLD				
03/04/26	CASH RECEIPT 057933841, (DFR) MUTUAL FUND DIVIDEND REINVESTED		274.90	0.00	
	TOTAL PIMCO MULTISECTOR BOND ACTV ETF		274.90	0.00	
	SPDR S&P 500 GROWTH ETF TICKER: SPYG				
03/25/26	CASH RECEIPT 057933841, (DFR) MUTUAL FUND DIVIDEND REINVESTED		46.03	0.00	
	TOTAL SPDR S&P 500 GROWTH ETF		46.03	0.00	
	SPDR S&P 500 VALUE ETF TICKER: SPYV				
03/25/26	CASH RECEIPT 057933841, (DFR) MUTUAL FUND DIVIDEND REINVESTED		0.04	0.00	
	TOTAL SPDR S&P 500 VALUE ETF		0.04	0.00	
	TCW FLEXIBLE INCOME ETF TICKER: FLXR				
03/04/26	CASH RECEIPT 057933841, (DIV) DIVIDEND		309.80	0.00	



TRUST BANK

CITY OF BELL PEN STABILIZATION TRUST  
 ACCOUNT NUMBER: [REDACTED]  
 REPORTING PERIOD: 02/28/26 TO 03/31/26  
 PAGE : 8

TRANSACTION DETAIL  
 -----

DATE	DESCRIPTION	UNITS	CASH	INVESTMENTS	GAIN/LOSS
----	-----	-----	----	-----	-----
	TOTAL TCW FLEXIBLE INCOME ETF		309.80	0.00	
	VANGUARD INFORMATION TECHNOLOGY ETF TICKER: VGT				
03/26/26	CASH RECEIPT 057933841, (DFR) MUTUAL FUND DIVIDEND REINVESTED		38.05	0.00	
	TOTAL VANGUARD INFORMATION TECHNOLOGY ETF		38.05	0.00	
	VANGUARD INTL DIVIDEND APRECTN ETF TICKER: VIGI				
03/24/26	CASH RECEIPT 057933841, (DFR) MUTUAL FUND DIVIDEND REINVESTED		0.54	0.00	
	TOTAL VANGUARD INTL DIVIDEND APRECTN ETF		0.54	0.00	
	TOTAL DIVIDENDS AND CAPITAL GAINS		3,993.59	0.00	
	FEES AND COMMISSIONS -----				
03/23/26	CASH DISBURSEMENT TTEE/CUSTODIAN FEE/EXPENSE 057933841, (TPFEE) TRUSTEE FEE		83.33-	0.00	
	TOTAL FEES AND COMMISSIONS		83.33-	0.00	
	PURCHASES AND REINVESTMENTS -----				
	AVANTIS INTERNATIONAL EQUITY ETF TICKER: AVDE				
03/30/26	PURCHASED 63 UNITS TRADE DATE 3/27/26 63 UNITS AT \$82.475	63.000	5,195.93-	5,195.93	
	TOTAL AVANTIS INTERNATIONAL EQUITY ETF	63.000	5,195.93-	5,195.93	
	BLACKROCK US EQY FCTR ROTN ETF TICKER: DYNF				
03/20/26	PURCHASED 2.511 UNITS TRADE DATE 3/20/26 2.511 UNITS AT \$58.55 057933841, (RID) REINVESTED MUTUAL FUND DIVIDENDS FASTTAX CODE: 999	2.511	147.02-	147.02	



TRUST BANK

CITY OF BELL PEN STABILIZATION TRUST  
 ACCOUNT NUMBER: [REDACTED]  
 REPORTING PERIOD: 02/28/26 TO 03/31/26  
 PAGE : 9

TRANSACTION DETAIL  
 -----

DATE	DESCRIPTION	UNITS	CASH	INVESTMENTS	GAIN/LOSS
----	-----	-----	----	-----	-----
	TOTAL BLACKROCK US EQY FCTR ROTN ETF	2.511	147.02-	147.02	
	FIDELITY TOTAL BOND ETF TICKER: FBND				
03/02/26	PURCHASED 13.7955 UNITS TRADE DATE 3/ 2/26 13.7955 UNITS AT \$46.41 057933841, (RID) REINVESTED MUTUAL FUND DIVIDENDS FASTTAX CODE: 999	13.796	640.25-	640.25	
	TOTAL FIDELITY TOTAL BOND ETF	13.796	640.25-	640.25	
	ISHARES CORE S&P 500 ETF TICKER: IVV				
03/20/26	PURCHASED 0.9368 UNITS TRADE DATE 3/20/26 0.9368 UNITS AT \$656.16 057933841, (RID) REINVESTED MUTUAL FUND DIVIDENDS FASTTAX CODE: 999	0.937	614.72-	614.72	
	TOTAL ISHARES CORE S&P 500 ETF	0.937	614.72-	614.72	
	ISHARES MSCI EAFE VALUE ETF TICKER: EFV				
03/30/26	PURCHASED 11 UNITS TRADE DATE 3/27/26 11 UNITS AT \$72.205	11.000	794.26-	794.26	
	TOTAL ISHARES MSCI EAFE VALUE ETF	11.000	794.26-	794.26	
	ISHARES TOTAL USD BOND MARKET ETF TICKER: IUSB				
03/06/26	PURCHASED 0.0004 UNITS TRADE DATE 3/ 5/26 MULTIPLE	0.000	0.02-	0.02	
	TOTAL ISHARES TOTAL USD BOND MARKET ETF		0.02-	0.02	
	ISHARES US INFRASTRUCTURE ETF TICKER: IFRA				
03/20/26	PURCHASED 5.325 UNITS TRADE DATE 3/20/26 5.325 UNITS AT \$56.25 057933841, (RID) REINVESTED MUTUAL FUND DIVIDENDS FASTTAX CODE: 999	5.325	299.53-	299.53	



TRUST BANK

CITY OF BELL PEN STABILIZATION TRUST
ACCOUNT NUMBER:
REPORTING PERIOD: 02/28/26 TO 03/31/26
PAGE : 10

TRANSACTION DETAIL

Table with columns: DATE, DESCRIPTION, UNITS, CASH, INVESTMENTS, GAIN/LOSS. Rows include transactions for ISHARES US INFRASTRUCTURE ETF, ISHARS EDG MSCI USA QLTY FCTR ETF, JANUS HENDERSON AAA CLO ETF IV, JPMORGAN INCOME ETF, and PIMCO MULTISECTOR BOND ACTV ETF.



TRUST BANK

CITY OF BELL PEN STABILIZATION TRUST  
 ACCOUNT NUMBER: [REDACTED]  
 REPORTING PERIOD: 02/28/26 TO 03/31/26  
 PAGE : 11

TRANSACTION DETAIL  
 -----

DATE	DESCRIPTION	UNITS	CASH	INVESTMENTS	GAIN/LOSS
----	-----	-----	----	-----	-----
	TOTAL PIMCO MULTISECTOR BOND ACTV ETF	10.319	274.90-	274.90	
	SPDR S&P 500 GROWTH ETF TICKER: SPYG				
03/25/26	PURCHASED 0.46 UNITS TRADE DATE 3/25/26 0.46 UNITS AT \$100.07 057933841, (RID) REINVESTED MUTUAL FUND DIVIDENDS FASTTAX CODE: 999	0.460	46.03-	46.03	
	TOTAL SPDR S&P 500 GROWTH ETF	0.460	46.03-	46.03	
	SPDR S&P 500 VALUE ETF TICKER: SPYV				
03/26/26	PURCHASED 0.0007 UNITS TRADE DATE 3/25/26 MULTIPLE	0.001	0.04-	0.04	
	TOTAL SPDR S&P 500 VALUE ETF	0.001	0.04-	0.04	
	VANGUARD INFORMATION TECHNOLOGY ETF TICKER: VGT				
03/26/26	PURCHASED 0.0541 UNITS TRADE DATE 3/26/26 0.0541 UNITS AT \$702.71 057933841, (RID) REINVESTED MUTUAL FUND DIVIDENDS FASTTAX CODE: 999	0.054	38.05-	38.05	
	TOTAL VANGUARD INFORMATION TECHNOLOGY ETF	0.054	38.05-	38.05	
	VANGUARD INTL DIVIDEND APRECTN ETF TICKER: VIGI				
03/24/26	PURCHASED 0.0062 UNITS TRADE DATE 3/24/26 0.0062 UNITS AT \$86.76 057933841, (RID) REINVESTED MUTUAL FUND DIVIDENDS FASTTAX CODE: 999	0.006	0.54-	0.54	
	TOTAL VANGUARD INTL DIVIDEND APRECTN ETF	0.006	0.54-	0.54	
	TOTAL PURCHASES AND REINVESTMENTS		8,225.83-	8,225.83	
03/31/26	BALANCES CARRIED FORWARD		\$8,007.21	\$1,331,230.42	



TRUST BANK

CITY OF BELL PEN STABILIZATION TRUST
ACCOUNT NUMBER:
REPORTING PERIOD: 2/28/26 TO 3/31/26
PAGE : 12

ASSET SUMMARY
-----

Table with 5 columns: DESCRIPTION, BEGINNING MARKET, ENDING MARKET, ADJUSTED COST, UNREALIZED GAIN / LOSS. Rows include MUTUAL FUNDS, UNIT INVESTMENT TRUSTS, CASH, and TOTAL INVESTMENTS.

**ASSET DETAIL**  
 -----

SHARES/ UNITS	DESCRIPTION	BEGINNING MARKET	ENDING MARKET	ADJUSTED COST	UNREALIZED GAIN / LOSS
-----	-----	-----	-----	-----	-----
MUTUAL FUNDS					
-----					
17,719.425	PIMCO INCM FD INST CL TICKER: PIMIX MONTH END PRICE 10.7800	196,685.62	191,015.40	188,406.15	2,609.25
		-----	-----	-----	-----
		196,685.62	191,015.40	188,406.15	2,609.25
UNIT INVESTMENT TRUSTS					
-----					
1,714.000	AVANTIS INTERNATIONAL EQUITY ETF TICKER: AVDE MONTH END PRICE 84.8400	152,222.20	145,415.76	133,775.81	11,639.95
945.000	AVANTIS U S LARGE CAP VALUE ETF TICKER: AVLV MONTH END PRICE 80.6100	79,172.10	76,176.45	78,992.55	2,816.10-
919.691	BLACKROCK US EQ FCTR ROTN ETF TICKER: DYNF MONTH END PRICE 58.1800	55,984.65	53,507.61	47,486.90	6,020.71
3,990.530	FIDELITY TOTAL BOND ETF TICKER: FBND MONTH END PRICE 45.6200	185,435.14	182,047.99	180,900.45	1,147.54
998.984	ISHARES CORE MSCI EMERGING ETF TICKER: IEMG MONTH END PRICE 69.7500	76,682.01	69,679.13	54,553.91	15,125.22
345.604	ISHARES CORE S&P 500 ETF TICKER: IVV MONTH END PRICE 653.2100	237,606.74	225,752.05	197,677.70	28,074.35
1,429.184	ISHARES MSCI EAFE VALUE ETF TICKER: EFV MONTH END PRICE 74.3500	113,114.35	106,259.82	84,659.34	21,600.48
0.138	ISHARES TOTAL USD BOND MARKET ETF TICKER: IUSB MONTH END PRICE 46.1900	6.50	6.38	6.35	0.03
1,094.757	ISHARES US INFRASTRUCTURE ETF TICKER: IFRA MONTH END PRICE 57.2000	65,747.22	62,620.09	52,978.53	9,641.56
415.939	ISHARS EDG MSCI USA QLTY FCTR ETF TICKER: QUAL MONTH END PRICE 191.8100	85,024.34	79,781.36	73,316.23	6,465.13
0.316	JANUS HENDERSON AAA CLO ETF IV TICKER: JAAA MONTH END PRICE 50.3700	15.86	15.92	16.07	0.15-
1,136.000	JPMORGAN GLOBAL BOND TICKER: JPGB MONTH END PRICE 47.8200	56,107.04	54,323.52	55,416.81	1,093.29-
0.879	JPMORGAN INCOME ETF TICKER: JPIE MONTH END PRICE 46.0700	40.74	40.48	40.03	0.45
2,301.140	PIMCO MULTISECTOR BOND ACTV ETF TICKER: PYLD MONTH END PRICE 26.2000	61,691.80	60,289.86	60,769.99	480.13-
356.673	SPDR S&P 500 GROWTH ETF TICKER: SPYG MONTH END PRICE 97.9100	36,892.97	34,921.84	30,451.63	4,470.21
0.209	SPDR S&P 500 VALUE ETF TICKER: SPYV MONTH END PRICE 56.5800	12.39	11.82	10.44	1.38



TRUST BANK

CITY OF BELL PEN STABILIZATION TRUST  
 ACCOUNT NUMBER: [REDACTED]  
 REPORTING PERIOD: 2/28/26 TO 3/31/26  
 PAGE : 14

ASSET DETAIL

SHARES/ UNITS	DESCRIPTION	BEGINNING MARKET	ENDING MARKET	ADJUSTED COST	UNREALIZED GAIN / LOSS
1,549.000	TCW FLEXIBLE INCOME ETF TICKER: FLXR	61,696.67	60,829.23	61,220.94	391.71-
	MONTH END PRICE 39.2700				
51.215	VANGUARD INFORMATION TECHNOLOGY ETF TICKER: VGT	37,178.77	35,733.87	30,467.82	5,266.05
	MONTH END PRICE 697.7200				
0.969	VANGUARD INTL DIVIDEND APRECTN ETF TICKER: VIGI	92.66	85.72	82.77	2.95
	MONTH END PRICE 88.4600				
		1,304,724.15	1,247,498.90	1,142,824.27	104,674.63
	TOTAL	1,501,409.77	1,438,514.30	1,331,230.42	107,283.88
	CASH	12,322.69	8,007.21		
	NET ASSETS	1,513,732.46	1,446,521.51		

California State Treasurer  
**Fiona Ma, CPA**



Local Agency Investment Fund  
P.O. Box 942809  
Sacramento, CA 94209-0001  
(916) 653-3001

April 15, 2026

[LAIIF Home](#)  
[PMIA Average Monthly Yields](#)

CITY OF BELL

CITY TREASURER  
6330 PINE AVENUE  
BELL, CA 90201

[Tran Type Definitions](#)



Account Number: XXXXXXXXXX

March 2026 Statement

**Account Summary**

Total Deposit:	0.00	Beginning Balance:	11,577,655.21
Total Withdrawal:	0.00	Ending Balance:	11,577,655.21



# PMIA/LAIF Performance Report as of 04/08/26



## Quarterly Performance Quarter Ended 12/31/25

LAIF Apportionment Rate <sup>(2)</sup> :	4.20
LAIF Earnings Ratio <sup>(2)</sup> :	0.00011512010685708
LAIF Administrative Cost <sup>(1)*</sup> :	0.27
LAIF Fair Value Factor <sup>(1)</sup> :	1.002181483
PMIA Daily <sup>(1)</sup> :	3.97
PMIA Quarter to Date <sup>(1)</sup> :	4.09
PMIA Average Life <sup>(1)</sup> :	244

## PMIA Average Monthly Effective Yields<sup>(1)</sup>

<b>March</b>	<b>3.826</b>
February	3.871
January	3.931
December	4.025
November	4.096
October	4.150

## Pooled Money Investment Account Monthly Portfolio Composition <sup>(1)</sup> 2/28/26 \$164.6 billion

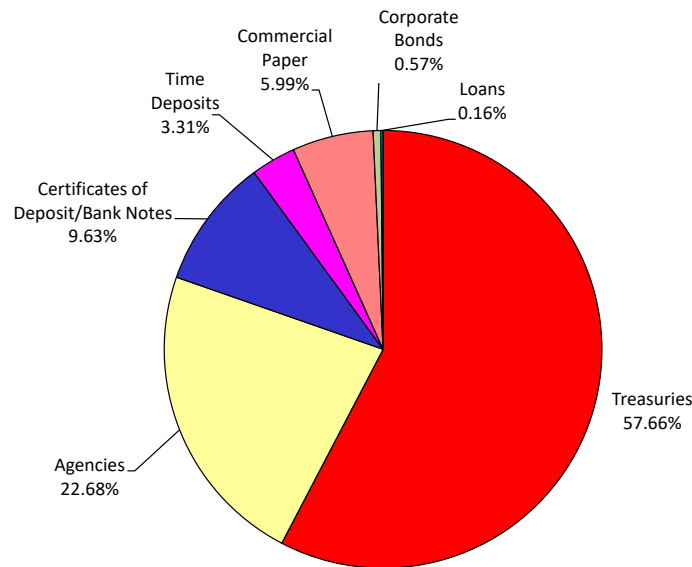


Chart does not include \$855,000.00 in mortgages, which equates to 0.001%. Percentages may not total 100% due to rounding.

Daily rates are now available here. [View PMIA Daily Rates](#)

Notes: The apportionment rate includes interest earned on the CalPERS Supplemental Pension Payment pursuant to Government Code 20825 (c)(1).

\*The percentage of administrative cost equals the total administrative cost divided by the quarterly interest earnings. The law provides that administrative costs are not to exceed 5% of quarterly EARNINGS of the fund. However, if the 13-week Daily Treasury Bill Rate on the last day of the fiscal year is below 1%, then administrative costs shall not exceed 8% of quarterly EARNINGS of the fund for the subsequent fiscal year.

Source:

<sup>(1)</sup> State of California, Office of the Treasurer

<sup>(2)</sup> State of California, Office of the Controller

# Commercial Checking Acct Public Funds

Account number: [REDACTED] ■ March 1, 2026 - March 31, 2026 ■ Page 1 of 2

Prior account number: 145998008



CITY OF BELL  
 SUCCESSOR AGENCY  
 ATTN CITY TREASURER  
 6330 PINE AVE  
 BELL CA 90201-1221

## Questions?

Call your Customer Service Officer or Client Services  
 1-800-AT WELLS (1-800-289-3557)  
 5:00 AM TO 6:00 PM Pacific Time Monday - Friday

*Online:* [wellsfargo.com](http://wellsfargo.com)

*Write:* Wells Fargo Bank, N.A. (182)  
 PO Box 63020  
 San Francisco, CA 94163

## Account summary

### Commercial Checking Acct Public Funds

Account number	Beginning balance	Total credits	Total debits	Ending balance
[REDACTED]	\$3,295,200.75	\$74.34	-\$422,280.37	\$2,872,994.72

## Credits

Electronic deposits/bank credits

Effective date	Posted date	Amount	Transaction detail
	03/02	74.34	WT Seq453776 City of Bell, General F /Org=City of Bell Srf# Gb00000082688347 Trn#260302453776 Rfb# 3112
		\$74.34	Total electronic deposits/bank credits
		\$74.34	Total credits

## Debits

Electronic debits/bank debits

Effective date	Posted date	Amount	Transaction detail
	03/19	396,315.77	WT Fed#01R00 US Bank, NA /Ftr/Bnf=U.S. Bank N.A. Srf# Debt Pmnt 4/1/25 Trn#260318196902 Rfb# 3128
		\$396,315.77	Total electronic debits/bank debits

## Checks paid

Number	Amount	Date	Number	Amount	Date	Number	Amount	Date
6198	7,975.66	03/04	6200	1.97	03/04	6202	6,596.25	03/31
6199	8,996.25	03/02	6201	1.97	03/16	6203	2,392.50	03/31
		\$25,964.60	Total checks paid					
		\$422,280.37	Total debits					



---

---

Daily ledger balance summary

<u>Date</u>	<u>Balance</u>	<u>Date</u>	<u>Balance</u>	<u>Date</u>	<u>Balance</u>
02/28	3,295,200.75	03/04	3,278,301.21	03/19	2,881,983.47
03/02	3,286,278.84	03/16	3,278,299.24	03/31	2,872,994.72
Average daily ledger balance		\$3,112,873.13			

California State Treasurer  
**Fiona Ma, CPA**



Local Agency Investment Fund  
P.O. Box 942809  
Sacramento, CA 94209-0001  
(916) 653-3001

April 15, 2026

[LAIIF Home](#)  
[PMIA Average Monthly Yields](#)

---

S/A CITY OF BELL FOR CITY OF BELL  
COMMUNITY REDEVELOPMENT AGENCY  
FINANCE DIRECTOR  
6330 PINE AVENUE  
BELL, CA 90201

[Tran Type Definitions](#)

Account Number: [REDACTED]

March 2026 Statement

**Account Summary**

Total Deposit:	0.00	Beginning Balance:	737,207.45
Total Withdrawal:	0.00	Ending Balance:	737,207.45

# MONTHLY ACCOUNT STATEMENT

---

City of Bell | Account # [REDACTED] | As of March 31, 2026

**CHANDLER ASSET MANAGEMENT** | [chandlerasset.com](http://chandlerasset.com)

**Chandler Team:**

For questions about your account, please call (800) 317-4747,  
or contact [clientservice@chandlerasset.com](mailto:clientservice@chandlerasset.com)

**Custodian:**

US Bank

# PORTFOLIO SUMMARY



City of Bell | Account # [REDACTED] | As of March 31, 2026

## Portfolio Characteristics

Average Modified Duration	1.80
Average Coupon	3.82%
Average Purchase YTM	4.05%
Average Market YTM	3.98%
Average Credit Quality*	AA
Average Final Maturity	2.20
Average Life	1.97

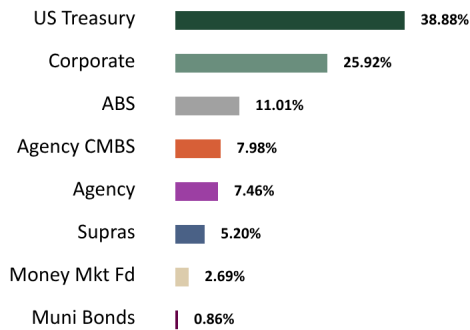
## Account Summary

	End Values as of 02/28/2026	End Values as of 03/31/2026
Market Value	12,036,480.79	11,989,702.32
Accrued Interest	103,896.59	99,318.75
<b>Total Market Value</b>	<b>12,140,377.38</b>	<b>12,089,021.08</b>
Income Earned	38,765.14	43,835.88
Cont/WD	0.00	0.00
Par	11,975,785.84	12,025,873.59
Book Value	11,928,124.95	11,973,928.95
Cost Value	11,868,554.33	11,917,403.57

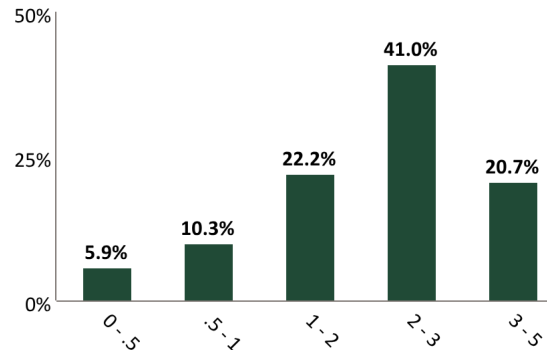
## Top Issuers

United States	38.88%
Federal Home Loan Mortgage Corp	7.98%
Farm Credit System	3.79%
Federal Home Loan Banks	3.66%
International Bank for Recon and Dev	2.72%
First American Govt Oblig Fund	2.69%
American Express Credit Master Trust	1.81%
Inter-American Development Bank	1.80%

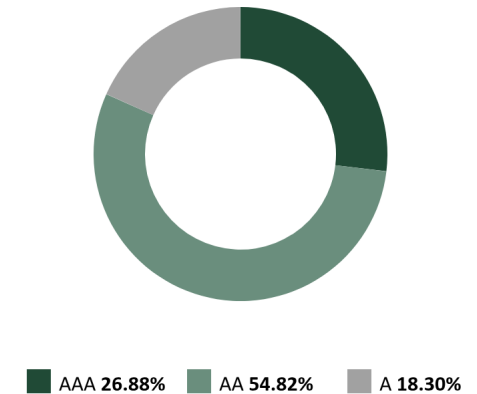
## Sector Allocation



## Maturity Distribution



## Credit Quality\*



## Performance Review

Total Rate of Return**	1M	3M	YTD	1YR	2YRS	3YRS	5YRS	10YRS	Since Inception (07/01/17)
City of Bell	(0.41%)	0.40%	0.40%	4.22%	4.90%	4.57%	2.34%	--	2.31%
Benchmark Return	(0.44%)	0.29%	0.29%	3.75%	4.59%	4.05%	1.86%	--	1.99%

\*The average credit quality is a weighted average calculation of the highest of S&P, Moody's and Fitch.

\*\*Periods over 1 year are annualized.

Benchmark: ICE BofA 1-3 Year US Treasury & Agency Index

# STATEMENT OF COMPLIANCE



City of Bell | Account # [REDACTED] | As of March 31, 2026

Rules Name	Limit	Actual	Compliance Status	Notes
<b>AGENCY MORTGAGE SECURITIES</b>				
Max % (MV)	100.0	8.0	Compliant	
Max Maturity (Years)	5.0	2.8	Compliant	
<b>ASSET BACKED SECURITIES</b>				
Max % (MV; Non Agency ABS & MBS)	20.0	11.0	Compliant	
Max % Issuer (MV)	5.0	1.8	Compliant	
Max Maturity (Years)	5.0	4.5	Compliant	
Min Rating (AA- by 1)	0.0	0.0	Compliant	
<b>BANKERS' ACCEPTANCES</b>				
Max % (MV)	40.0	0.0	Compliant	
Max % Issuer (MV)	5.0	0.0	Compliant	
Max Maturity (Days)	180	0.0	Compliant	
Min Rating (A-1 by 1 or A- by 1)	0.0	0.0	Compliant	
<b>CERTIFICATE OF DEPOSIT PLACEMENT SERVICE (CDARS)</b>				
Max % (MV)	30.0	0.0	Compliant	
Max Maturity (Years)	5.0	0.0	Compliant	
<b>CERTIFICATES OF DEPOSIT</b>				
Max % (MV)	30.0	0.0	Compliant	
Max % Issuer (MV)	5.0	0.0	Compliant	
Max Maturity (Years)	5.0	0.0	Compliant	
<b>COMMERCIAL PAPER</b>				
Max % (MV)	25.0	0.0	Compliant	
Max % Issuer (MV)	5.0	0.0	Compliant	
Max Maturity (Days)	270	0.0	Compliant	
Min Rating (A-1 by 1, A- by 1)	0.0	0.0	Compliant	
<b>CORPORATE MEDIUM TERM NOTES</b>				
Max % (MV)	30.0	25.9	Compliant	
Max % Issuer (MV)	5.0	1.5	Compliant	
Max Maturity (Years)	5	3	Compliant	
Min Rating (A- by 1)	0.0	0.0	Compliant	
<b>FEDERAL AGENCIES</b>				
Max % (MV)	100.0	7.5	Compliant	
Max % Issuer (MV)	25.0	3.8	Compliant	
Max Maturity (Years)	5	2	Compliant	

# STATEMENT OF COMPLIANCE



City of Bell | Account # [REDACTED] | As of March 31, 2026

Rules Name	Limit	Actual	Compliance Status	Notes
<b>LOCAL AGENCY INVESTMENT FUND (LAIF)</b>				
Max Concentration (MV)	75.0	0.0	Compliant	
<b>MONEY MARKET MUTUAL FUNDS</b>				
Max % (MV; Money Market Fund & Mutual Fund)	20.0	2.7	Compliant	
Max % Issuer (MV)	20.0	2.7	Compliant	
Min Rating (AAA by 2)	0.0	0.0	Compliant	
<b>MORTGAGE-BACKED SECURITIES (NON-AGENCY)</b>				
Max % (MV)	20.0	0.0	Compliant	
Max % Issuer (MV)	5.0	0.0	Compliant	
Max Maturity (Years)	5.0	0.0	Compliant	
Min Rating (AA- by 1)	0.0	0.0	Compliant	
<b>MUNICIPAL SECURITIES (ALL STATES)</b>				
Max % (MV)	30.0	0.9	Compliant	
Max % Issuer (MV)	5.0	0.9	Compliant	
Max Maturity (Years)	5.0	2.5	Compliant	
Min Rating (A- by 1)	0.0	0.0	Compliant	
<b>MUTUAL FUNDS</b>				
Max % (MV; Money Market Fund & Mutual Fund)	20.0	2.7	Compliant	
Max % Issuer (MV)	10.0	2.7	Compliant	
Max % Issuer (MV)	10.0	0.0	Compliant	
<b>NEGOTIABLE CERTIFICATES OF DEPOSIT (NCD)</b>				
Max % (MV)	30.0	0.0	Compliant	
Max % Issuer (MV)	5.0	0.0	Compliant	
Max Maturity (Years)	5	0.0	Compliant	
Min Rating (A-1 by 1 or A- by 1 if > FDIC Limit)	0.0	0.0	Compliant	
<b>REPURCHASE AGREEMENTS</b>				
Max Maturity (Years)	1.0	0.0	Compliant	
<b>SUPRANATIONAL OBLIGATIONS</b>				
Max % (MV)	30.0	5.2	Compliant	
Max % Issuer (MV)	10.0	2.7	Compliant	
Max Maturity (Years)	5	3	Compliant	
Min Rating (AA- by 1)	0.0	0.0	Compliant	
<b>U.S. TREASURIES</b>				
Max % (MV)	100.0	38.9	Compliant	

# STATEMENT OF COMPLIANCE



City of Bell | Account # [REDACTED] | As of March 31, 2026

Rules Name	Limit	Actual	Compliance Status	Notes
Max Maturity (Years)	5	3	Compliant	

# RECONCILIATION SUMMARY



City of Bell | Account # [REDACTED] | As of March 31, 2026

## Maturities / Calls

Month to Date	(402,701.25)
Fiscal Year to Date	(1,567,701.25)

## Principal Paydowns

Month to Date	(32,119.17)
Fiscal Year to Date	(433,396.43)

## Purchases

Month to Date	951,159.11
Fiscal Year to Date	6,226,123.90

## Sales

Month to Date	(600,955.44)
Fiscal Year to Date	(3,915,317.57)

## Interest Received

Month to Date	41,853.11
Fiscal Year to Date	308,310.31

## Purchased / Sold Interest

Month to Date	4,463.93
Fiscal Year to Date	11,303.63

## Accrual Activity Summary

	Month to Date	Fiscal Year to Date (07/01/2025)
Beginning Book Value	11,928,124.95	11,630,105.45
Maturities/Calls	(402,701.25)	(1,567,701.25)
Principal Paydowns	(32,119.17)	(433,396.43)
Purchases	951,159.11	6,226,123.90
Sales	(600,955.44)	(3,915,317.57)
Change in Cash, Payables, Receivables	126,538.50	(26.93)
Amortization/Accretion	2,096.68	23,127.54
Realized Gain (Loss)	1,785.57	11,014.24
Ending Book Value	11,973,928.95	11,973,928.95

## Fair Market Activity Summary

	Month to Date	Fiscal Year to Date (07/01/2025)
Beginning Market Value	12,036,480.79	11,684,512.16
Maturities/Calls	(402,701.25)	(1,567,701.25)
Principal Paydowns	(32,119.17)	(433,396.43)
Purchases	951,159.11	6,226,123.90
Sales	(600,955.44)	(3,915,317.57)
Change in Cash, Payables, Receivables	126,538.50	(26.93)
Amortization/Accretion	2,096.68	23,127.54
Change in Net Unrealized Gain (Loss)	(92,582.47)	(38,633.33)
Realized Gain (Loss)	1,785.57	11,014.24
Ending Market Value	11,989,702.32	11,989,702.32

# HOLDINGS REPORT



City of Bell | Account # [REDACTED] | As of March 31, 2026

Cusip	Security Description	Par Value/ Units	Purchase Date Purchase Yield	Cost Value Book Value	Mkt Price Mkt YTM	Market Value Accrued Int.	% of Port. Gain/Loss	Moody's/ S&P/ Fitch	Maturity Duration
<b>ABS</b>									
47800AAC4	JDOT 2022-B A3 3.74 02/16/2027	26.81	07/12/2022 3.77%	26.81 26.81	99.98 4.24%	26.81 0.04	0.00% (0.00)	Aaa/NA AAA	0.88 0.04
36269FAD8	GMALT 2024-1 A3 5.09 03/22/2027	11,178.74	02/08/2024 5.09%	11,177.35 11,178.31	100.06 4.34%	11,185.84 17.39	0.09% 7.54	NA/AAA AAA	0.97 0.08
448979AD6	HART 2023-A A3 4.58 04/15/2027	1,145.11	04/04/2023 5.14%	1,145.00 1,145.08	100.02 4.23%	1,145.28 2.33	0.01% 0.20	NA/AAA AAA	1.04 0.04
43815JAC7	HAROT 2023-1 A3 5.04 04/21/2027	2,417.33	02/16/2023 5.09%	2,416.88 2,417.22	100.12 4.12%	2,420.15 3.38	0.02% 2.94	Aaa/NA AAA	1.06 0.12
38012QAD0	GMALT 2024-3 A3 4.21 10/20/2027	29,159.24	09/24/2024 4.61%	29,155.79 29,157.48	100.03 4.16%	29,168.95 37.51	0.24% 11.47	NA/AAA AAA	1.56 0.37
58770AAC7	MBART 2023-1 A3 4.51 11/15/2027	5,319.33	01/18/2023 4.56%	5,318.69 5,319.12	100.08 4.20%	5,323.57 10.66	0.04% 4.45	NA/AAA AAA	1.63 0.23
58769GAD5	MBALT 2024-B A3 4.23 02/15/2028	39,560.62	09/17/2024 4.24%	39,553.96 39,556.94	100.04 4.20%	39,575.65 74.37	0.33% 18.71	NA/AAA AAA	1.88 0.54
362583AD8	GMCAR 2023-2 A3 4.47 02/16/2028	10,863.88	04/04/2023 4.51%	10,863.58 10,863.76	100.08 4.25%	10,872.97 20.23	0.09% 9.21	Aaa/AAA NA	1.88 0.33
47787CAC7	JDOT 2023-C A3 5.48 05/15/2028	53,438.07	09/12/2023 5.55%	53,434.40 53,436.40	100.61 4.31%	53,766.18 130.15	0.45% 329.78	Aaa/NA AAA	2.12 0.50
438123AC5	HAROT 2023-4 A3 5.67 06/21/2028	19,381.68	11/01/2023 5.74%	19,378.27 19,380.04	100.87 4.23%	19,550.13 30.53	0.16% 170.09	Aaa/NA AAA	2.22 0.55
096912AD2	BMWLT 2025-1 A3 4.43 06/26/2028	30,000.00	06/03/2025 4.82%	29,999.34 29,999.52	100.33 4.16%	30,099.21 22.15	0.25% 99.69	NA/AAA AAA	2.24 1.06
89239FAD4	TAOT 2023-D A3 5.54 08/15/2028	30,099.65	11/07/2023 5.61%	30,096.41 30,098.03	100.93 4.14%	30,379.94 74.11	0.25% 281.91	NA/AAA AAA	2.38 0.63
02582JKD1	AMXCA 2023-3 A 5.23 09/15/2026	115,000.00	09/12/2023 5.29%	114,994.86 114,999.21	100.58 3.98%	115,665.97 267.31	0.96% 666.75	NA/AAA AAA	0.46 0.44
89238DAD0	TAOT 2024-A A3 4.83 10/16/2028	40,732.98	01/23/2024 4.89%	40,724.82 40,728.57	100.43 4.18%	40,908.74 87.44	0.34% 180.17	Aaa/AAA NA	2.54 0.61
448973AD9	HART 2024-A A3 4.99 02/15/2029	36,842.15	03/11/2024 5.05%	36,834.03 36,837.39	100.58 4.17%	37,055.24 81.71	0.31% 217.85	NA/AAA AAA	2.88 0.66
92970QAA3	WFCIT 2024-1 A 4.94 02/15/2029	100,000.00	05/21/2025 4.40%	100,968.75 100,489.71	100.81 4.03%	100,811.70 219.56	0.84% 321.99	Aaa/AAA AAA	2.88 0.84
44934QAD3	HART 2024-B A3 4.84 03/15/2029	30,000.00	07/16/2024 5.45%	29,995.47 29,997.12	100.59 4.13%	30,175.65 64.53	0.25% 178.53	NA/AAA AAA	2.96 0.77

# HOLDINGS REPORT



City of Bell | Account # [REDACTED] | As of March 31, 2026

Cusip	Security Description	Par Value/ Units	Purchase Date Purchase Yield	Cost Value Book Value	Mkt Price Mkt YTM	Market Value Accrued Int.	% of Port. Gain/Loss	Moody's/ S&P/ Fitch	Maturity Duration
58768YAD7	MBALT 2025-A A3 4.61 04/16/2029	60,000.00	05/14/2025 4.66%	59,992.69 59,994.30	100.72 4.21%	60,434.64 122.93	0.50% 440.34	NA/AAA AAA	3.04 1.61
02582JKH2	AMXCA 2024-1 A 5.23 04/16/2029	100,000.00	04/16/2024 5.30%	99,979.50 99,987.48	101.32 3.97%	101,316.00 232.44	0.85% 1,328.52	NA/AAA AAA	3.04 0.99
448976AD2	HART 2024-C A3 4.41 05/15/2029	50,000.00	10/08/2024 4.46%	49,996.34 49,997.50	100.36 4.10%	50,179.25 98.00	0.42% 181.75	NA/AAA AAA	3.12 1.03
38014AAD3	GMCAR 2024-4 A3 4.4 08/16/2029	35,000.00	10/08/2024 4.32%	34,993.26 34,995.29	100.23 4.15%	35,082.01 64.17	0.29% 86.71	Aaa/AAA NA	3.38 0.81
437921AD1	HAROT 252 A3 4.15 10/15/2029	35,000.00	04/29/2025 4.15%	34,996.09 34,996.88	100.07 4.14%	35,022.89 64.56	0.29% 26.01	Aaa/NA AAA	3.54 1.43
89231HAD8	TAOT 2025-B A3 4.34 11/15/2029	35,000.00	04/24/2025 4.82%	34,997.99 34,998.40	100.37 4.12%	35,130.94 67.51	0.29% 132.54	NA/AAA AAA	3.63 1.42
44935XAD7	HART 2025-B A3 4.36 12/17/2029	45,000.00	06/03/2025 4.36%	44,995.94 44,996.66	100.38 4.15%	45,169.79 87.20	0.38% 173.12	NA/AAA AAA	3.71 1.49
58770YAD3	MBALT 2026-A A3 3.93 01/15/2030	35,000.00	01/13/2026 3.97%	34,993.06 34,993.39	99.43 4.24%	34,799.77 61.13	0.29% (193.63)	Aaa/NA AAA	3.79 2.04
34532BAG6	FORDO 2025-B A3 3.91 04/15/2030	55,000.00	09/23/2025 4.27%	54,994.07 54,994.74	99.68 4.11%	54,821.75 95.58	0.46% (172.99)	Aaa/NA AAA	4.04 1.97
362549AD9	GMCAR 2025-2 A3 4.28 04/16/2030	30,000.00	05/06/2025 4.71%	29,995.58 29,996.37	100.19 4.17%	30,055.65 53.50	0.25% 59.28	Aaa/AAA NA	4.04 1.28
92970QAJ4	WFCIT 2025-1 A 4.34 05/15/2030	90,000.00	06/03/2025 4.33%	89,998.51 89,998.75	100.52 4.12%	90,467.46 173.60	0.75% 468.71	NA/AAA AAA	4.12 1.99
17305EHA6	CCCIT 2025-A1 A1 4.3 06/21/2030	130,000.00	01/21/2026 3.88%	131,254.30 131,156.06	100.30 4.16%	130,384.02 1,552.78	1.09% (772.04)	Aaa/AAA NA	4.22 2.08
43815CAD0	HAROT 2026-1 A3 3.78 09/23/2030	60,000.00	02/10/2026 3.03%	59,990.44 59,990.68	99.17 4.20%	59,502.66 63.00	0.50% (488.02)	Aaa/NA AAA	4.48 2.15
<b>Total ABS</b>		<b>1,315,165.60</b>	<b>4.61%</b>	<b>1,317,262.18</b> <b>1,316,727.24</b>	<b>100.41</b> <b>4.13%</b>	<b>1,320,498.79</b> <b>3,879.81</b>	<b>11.01%</b> <b>3,771.55</b>		<b>3.00</b> <b>1.19</b>

AGENCY									
3130AXU63	FEDERAL HOME LOAN BANKS 4.625 11/17/2026	160,000.00	11/16/2023 4.69%	159,716.80 159,940.57	100.54 3.74%	160,867.04 2,754.44	1.34% 926.47	Aa1/AA+ AA+	0.63 0.61
3133ERDS7	FEDERAL FARM CREDIT BANKS FUNDING CORP 4.75 05/06/2027	225,000.00	06/25/2024 4.55%	226,206.00 225,462.07	101.15 3.67%	227,583.90 4,304.69	1.90% 2,121.83	Aa1/AA+ AA+	1.10 1.04
3133ERFJ5	FEDERAL FARM CREDIT BANKS FUNDING CORP 4.5 05/20/2027	115,000.00	05/23/2024 4.79%	114,070.80 114,647.40	100.80 3.77%	115,915.86 1,883.13	0.97% 1,268.46	Aa1/AA+ AA+	1.14 1.08

# HOLDINGS REPORT



City of Bell | Account # [REDACTED] | As of March 31, 2026

Cusip	Security Description	Par Value/ Units	Purchase Date Purchase Yield	Cost Value Book Value	Mkt Price Mkt YTM	Market Value Accrued Int.	% of Port. Gain/Loss	Moody's/ S&P/ Fitch	Maturity Duration
3130ATS57	FEDERAL HOME LOAN BANKS 4.5 03/10/2028	275,000.00	03/21/2023 3.99%	281,206.75 277,424.57	101.21 3.84%	278,336.03 721.88	2.32% 911.46	Aa1/AA+ AA+	1.94 1.84
3133EPN50	FEDERAL FARM CREDIT BANKS FUNDING CORP 4.25 12/15/2028	110,000.00	12/28/2023 3.89%	111,789.70 110,976.29	101.29 3.74%	111,423.07 1,376.53	0.93% 446.78	Aa1/AA+ AA+	2.71 2.51
<b>Total Agency</b>		<b>885,000.00</b>	<b>4.35%</b>	<b>892,990.05</b> <b>888,450.89</b>	<b>101.03</b> <b>3.76%</b>	<b>894,125.90</b> <b>11,040.66</b>	<b>7.46%</b> <b>5,675.00</b>		<b>1.48</b> <b>1.40</b>

AGENCY CMBS									
3137BVZ82	FHMS K-063 A2 3.43 01/25/2027	108,969.74	02/06/2024 4.48%	105,811.32 108,148.02	99.47 3.92%	108,392.31 311.47	0.90% 244.30	Aa1/AA+ AAA	0.82 0.65
3137FETN0	FHMS K-073 A2 3.35 01/25/2028	160,000.00	05/24/2023 4.34%	153,775.00 157,624.33	98.74 4.02%	157,978.56 446.67	1.32% 354.23	Aa1/AA+ AAA	1.82 1.63
3137FHPJ6	FHMS K-080 A2 3.926 07/25/2028	110,000.00	01/23/2024 4.45%	107,567.97 108,764.44	99.48 4.08%	109,427.12 359.88	0.91% 662.68	Aaa/AA+ AA+	2.32 2.16
3137FJEH8	FHMS K-081 A2 3.9 08/25/2028	105,000.00	09/15/2023 4.86%	100,553.91 102,865.78	99.41 4.08%	104,382.92 341.25	0.87% 1,517.14	Aa1/AA+ AAA	2.40 2.22
3137FJXV6	FHMS K-083 A2 4.05 09/25/2028	100,000.00	03/13/2024 4.53%	97,941.41 98,882.19	99.74 4.08%	99,735.70 337.50	0.83% 853.51	Aa1/AA+ AAA	2.49 2.30
3137FJKE8	FHMS K-082 A2 3.92 09/25/2028	54,000.00	09/20/2024 3.81%	54,141.33 54,086.94	99.45 4.08%	53,703.27 176.40	0.45% (383.67)	Aa1/AA+ AAA	2.49 2.25
3137H4BY5	FHMS K-746 A2 2.031 09/25/2028	110,000.00	10/03/2023 5.30%	94,625.78 102,415.84	95.13 4.11%	104,646.74 186.18	0.87% 2,230.90	Aa1/AA+ AAA	2.49 2.33
3137FKZZ2	FHMS K-088 A2 3.69 01/25/2029	110,000.00	01/18/2024 4.43%	106,343.36 107,959.75	98.82 4.09%	108,699.03 338.25	0.91% 739.29	Aaa/AA+ AA+	2.82 2.56
3137H5YC5	FHMS K-748 A2 2.26 01/25/2029	115,000.00	04/11/2024 4.94%	102,174.81 107,503.11	95.16 4.12%	109,429.06 216.58	0.91% 1,925.94	Aa1/AA+ AAA	2.82 2.59
<b>Total Agency CMBS</b>		<b>972,969.74</b>	<b>4.60%</b>	<b>922,934.89</b> <b>948,250.40</b>	<b>98.33</b> <b>4.06%</b>	<b>956,394.70</b> <b>2,714.18</b>	<b>7.98%</b> <b>8,144.30</b>		<b>2.24</b> <b>2.04</b>

CASH									
CCYUSD	Receivable	244.23	--	244.23 244.23	1.00	244.23 0.00	0.00% 0.00	Aaa/AAA AAA	0.00 0.00
<b>Total Cash</b>		<b>244.23</b>		<b>244.23</b> <b>244.23</b>	<b>1.00</b>	<b>244.23</b> <b>0.00</b>	<b>0.00%</b> <b>0.00</b>		<b>0.00</b> <b>0.00</b>

## CORPORATE

# HOLDINGS REPORT



City of Bell | Account # [REDACTED] | As of March 31, 2026

Cusip	Security Description	Par Value/ Units	Purchase Date Purchase Yield	Cost Value Book Value	Mkt Price Mkt YTM	Market Value Accrued Int.	% of Port. Gain/Loss	Moody's/ S&P/ Fitch	Maturity Duration
665859AW4	NORTHERN TRUST CORP 4.0 05/10/2027	150,000.00	09/28/2022 4.74%	145,396.50 148,894.94	99.88 4.11%	149,820.90 2,350.00	1.25% 925.96	A2/A+ A+	1.11 1.06
89236TMS1	TOYOTA MOTOR CREDIT CORP 4.35 10/08/2027	140,000.00	02/24/2025 4.46%	139,610.80 139,773.82	100.30 4.15%	140,415.10 2,926.58	1.17% 641.28	A1/A+ A+	1.52 1.43
24422EXZ7	JOHN DEERE CAPITAL CORP 4.65 01/07/2028	95,000.00	01/06/2025 4.66%	94,971.50 94,983.16	100.91 4.10%	95,868.40 1,030.75	0.80% 885.24	A1/A A+	1.77 1.67
02665WFX4	AMERICAN HONDA FINANCE CORP 4.55 03/03/2028	120,000.00	03/28/2025 4.57%	119,918.40 119,946.36	99.96 4.57%	119,949.00 424.67	1.00% 2.64	A3/BBB+ NA	1.93 1.82
00287YDY2	ABBVIE INC 4.65 03/15/2028	70,000.00	02/18/2025 4.70%	69,906.90 69,940.28	100.91 4.16%	70,637.21 144.67	0.59% 696.93	A2/A- NA	1.96 1.77
79466LAF1	SALESFORCE INC 3.7 04/11/2028	140,000.00	08/21/2024 4.10%	138,121.20 138,951.66	98.87 4.29%	138,419.40 2,446.11	1.15% (532.26)	A2/A+ NA	2.03 1.90
64110LAS5	NETFLIX INC 4.875 04/15/2028	140,000.00	06/17/2025 4.30%	142,119.60 141,530.14	101.31 4.20%	141,835.68 3,147.08	1.18% 305.54	A3/A NA	2.04 1.88
58933YBH7	MERCK & CO INC 4.05 05/17/2028	30,000.00	05/08/2023 4.07%	29,975.70 29,989.67	100.12 3.99%	30,035.19 452.25	0.25% 45.52	Aa3/A+ NA	2.13 1.92
87612EBU9	TARGET CORP 4.35 06/15/2028	45,000.00	06/05/2025 4.35%	44,999.55 44,999.67	100.47 4.12%	45,209.39 576.38	0.38% 209.71	A2/A A	2.21 1.98
69371RU20	PACCAR FINANCIAL CORP 4.0 11/07/2028	110,000.00	11/05/2025 4.02%	109,938.40 109,946.55	99.64 4.14%	109,607.08 1,760.00	0.91% (339.47)	A1/A+ NA	2.61 2.41
14913UBD1	CATERPILLAR FINANCIAL SERVICES CORP 3.95 11/14/2028	110,000.00	11/10/2025 3.97%	109,941.70 109,949.04	99.52 4.14%	109,473.43 1,653.51	0.91% (475.61)	A2/A A+	2.62 2.43
02079KAV9	ALPHABET INC 3.875 11/15/2028	45,000.00	11/03/2025 3.91%	44,961.30 44,966.41	99.68 4.00%	44,854.16 702.34	0.37% (112.26)	Aa2/AA+ NA	2.63 2.43
023135CS3	AMAZON.COM INC 3.9 11/20/2028	70,000.00	11/17/2025 3.91%	69,984.60 69,986.45	99.57 4.07%	69,700.82 993.42	0.58% (285.63)	A1/AA AA-	2.64 2.45
46647PEU6	JPMORGAN CHASE & CO 4.915 01/24/2029	65,000.00	01/16/2025 4.92%	65,000.00 65,000.00	100.85 4.43%	65,553.61 594.58	0.55% 553.61	A1/A AA-	2.82 1.71
74340XBL4	PROLOGIS LP 4.375 02/01/2029	140,000.00	02/12/2026 3.91%	141,681.40 141,601.74	100.05 4.35%	140,076.16 1,020.83	1.17% (1,525.58)	A2/A NA	2.84 2.62
756109CW2	REALTY INCOME CORP 3.95 02/01/2029	140,000.00	09/25/2025 4.14%	139,176.80 139,296.82	98.84 4.39%	138,377.40 921.67	1.15% (919.42)	A3/A- NA	2.84 2.63
92826CAY8	VISA INC 3.8 02/12/2029	95,000.00	02/03/2026 3.84%	94,890.75 94,895.53	99.39 4.03%	94,422.31 491.36	0.79% (473.23)	Aa3/AA- NA	2.87 2.67
002824BRO	ABBOTT LABORATORIES 3.7 03/09/2029	130,000.00	02/24/2026 3.75%	129,824.50 129,828.18	98.81 4.13%	128,453.78 293.94	1.07% (1,374.40)	Aa3/A+ NA	2.94 2.75

# HOLDINGS REPORT



City of Bell | Account # [REDACTED] | As of March 31, 2026

Cusip	Security Description	Par Value/ Units	Purchase Date Purchase Yield	Cost Value Book Value	Mkt Price Mkt YTM	Market Value Accrued Int.	% of Port. Gain/Loss	Moody's/ S&P/ Fitch	Maturity Duration
46647PAR7	JPMORGAN CHASE & CO 4.005 04/23/2029	35,000.00	05/09/2025 4.59%	34,436.85 34,606.27	99.21 4.62%	34,723.15 615.21	0.29% 116.88	A1/A AA-	3.06 1.92
95000U3T8	WELLS FARGO & CO 4.97 04/23/2029	150,000.00	08/20/2025 4.24%	152,715.00 152,094.67	100.87 4.68%	151,300.65 3,271.92	1.26% (794.02)	A1/BBB+ A+	3.06 1.90
09247XAP6	BLACKROCK FINANCE INC 3.25 04/30/2029	150,000.00	07/29/2024 4.58%	141,568.50 144,532.89	97.32 4.19%	145,977.75 2,044.79	1.22% 1,444.86	Aa3/AA- NA	3.08 2.85
06051GMT3	BANK OF AMERICA CORP 4.623 05/09/2029	150,000.00	05/08/2025 4.86%	149,680.50 149,753.51	100.43 4.51%	150,652.20 2,735.28	1.26% 898.69	A1/A- AA-	3.11 1.95
437076DC3	HOME DEPOT INC 4.75 06/25/2029	75,000.00	-- 4.79%	74,851.75 74,904.57	101.54 4.23%	76,152.68 950.00	0.64% 1,248.11	A2/A A	3.24 2.87
025816EJ4	AMERICAN EXPRESS CO 4.351 07/20/2029	120,000.00	09/23/2025 4.07%	120,885.60 120,723.10	99.93 4.41%	119,914.32 1,029.74	1.00% (808.78)	A2/A- A	3.30 2.15
69371RT48	PACCAR FINANCIAL CORP 4.0 09/26/2029	70,000.00	09/23/2024 4.05%	69,855.80 69,899.39	99.35 4.20%	69,544.72 38.89	0.58% (354.67)	A1/A+ NA	3.49 3.22
61748UAK8	MORGAN STANLEY 4.133 10/18/2029	120,000.00	-- 4.21%	120,025.10 120,021.42	98.84 4.61%	118,607.76 2,190.49	0.99% (1,413.66)	A1/A- A+	3.55 2.35
38141GD27	GOLDMAN SACHS GROUP INC 4.153 10/21/2029	120,000.00	-- 4.25%	120,023.40 120,020.00	99.07 4.54%	118,880.28 2,214.93	0.99% (1,139.72)	A2/BBB+ A	3.56 2.35
26444HAH4	DUKE ENERGY FLORIDA LLC 2.5 12/01/2029	150,000.00	12/16/2024 4.72%	135,454.50 139,231.51	93.73 4.37%	140,589.15 1,250.00	1.17% 1,357.64	A1/A NA	3.67 3.42
06406RCGO	BANK OF NEW YORK MELLON CORP 4.026 01/22/2030	150,000.00	-- 4.10%	149,947.20 149,949.69	99.00 4.36%	148,498.50 1,157.48	1.24% (1,451.19)	Aa3/A AA-	3.81 2.61
<b>Total Corporate</b>		<b>3,125,000.00</b>	<b>4.31%</b>	<b>3,099,863.80</b> <b>3,110,217.43</b>	<b>99.47</b> <b>4.30%</b>	<b>3,107,550.15</b> <b>39,428.86</b>	<b>25.92%</b> <b>(2,667.28)</b>		<b>2.72</b> <b>2.25</b>

MONEY MARKET FUND									
31846V203	FIRST AMER:GVT OBLG Y	322,494.02	-- 3.28%	322,494.02 322,494.02	1.00 3.28%	322,494.02 0.00	2.69% 0.00	Aaa/ AAAm AAA	0.00 0.00
<b>Total Money Market Fund</b>		<b>322,494.02</b>	<b>3.28%</b>	<b>322,494.02</b> <b>322,494.02</b>	<b>1.00</b> <b>3.28%</b>	<b>322,494.02</b> <b>0.00</b>	<b>2.69%</b> <b>0.00</b>		<b>0.00</b> <b>0.00</b>

MUNICIPAL BONDS									
-----------------	--	--	--	--	--	--	--	--	--

# HOLDINGS REPORT



City of Bell | Account # [REDACTED] | As of March 31, 2026

Cusip	Security Description	Par Value/ Units	Purchase Date Purchase Yield	Cost Value Book Value	Mkt Price Mkt YTM	Market Value Accrued Int.	% of Port. Gain/Loss	Moody's/ S&P/ Fitch	Maturity Duration
13063D7D4	CALIFORNIA STATE 5.5 10/01/2028	100,000.00	10/04/2023 5.12%	101,634.00 100,821.95	103.67 3.95%	103,666.80 2,750.00	0.86% 2,844.85	Aa2/AA- AA	2.50 2.33
<b>Total Municipal Bonds</b>		<b>100,000.00</b>	<b>5.12%</b>	<b>101,634.00</b> <b>100,821.95</b>	<b>103.67</b> <b>3.95%</b>	<b>103,666.80</b> <b>2,750.00</b>	<b>0.86%</b> <b>2,844.85</b>		<b>2.50</b> <b>2.33</b>

## SUPRANATIONAL

45950KDF4	INTERNATIONAL FINANCE CORP 4.375 01/15/2027	80,000.00	11/29/2023 4.49%	79,739.20 79,933.65	100.40 3.86%	80,316.88 739.06	0.67% 383.23	Aaa/AAA NA	0.79 0.76
4581X0EM6	INTER-AMERICAN DEVELOPMENT BANK 4.375 02/01/2027	215,000.00	12/05/2023 4.41%	214,817.25 214,951.25	100.42 3.86%	215,895.91 1,567.71	1.80% 944.66	Aaa/AAA NA	0.84 0.81
459058KT9	INTERNATIONAL BANK FOR RECONSTRUCTION AND DEVELOPM 3.5 07/12/2028	140,000.00	09/07/2023 4.54%	133,740.60 137,047.52	99.32 3.81%	139,042.40 1,075.28	1.16% 1,994.88	Aaa/AAA NA	2.28 2.15
459058KW2	INTERNATIONAL BANK FOR RECONSTRUCTION AND DEVELOPM 4.625 08/01/2028	115,000.00	-- 4.92%	113,575.80 114,306.19	101.78 3.82%	117,044.13 886.46	0.98% 2,737.93	Aaa/AAA NA	2.34 2.18
459058LR2	INTERNATIONAL BANK FOR RECONSTRUCTION AND DEVELOPM 4.125 03/20/2030	70,000.00	03/14/2025 4.20%	69,750.10 69,801.69	100.81 3.90%	70,566.79 88.23	0.59% 765.10	Aaa/AAA NA	3.97 3.63
<b>Total Supranational</b>		<b>620,000.00</b>	<b>4.52%</b>	<b>611,622.95</b> <b>616,040.30</b>	<b>100.47</b> <b>3.85%</b>	<b>622,866.10</b> <b>4,356.73</b>	<b>5.20%</b> <b>6,825.80</b>		<b>1.79</b> <b>1.68</b>

## US TREASURY

912828R36	UNITED STATES TREASURY 1.625 05/15/2026	265,000.00	-- 2.74%	256,468.75 264,675.79	99.73 3.80%	264,294.04 1,629.71	2.20% (381.75)	Aa1/AA+ AA+	0.12 0.12
912828YG9	UNITED STATES TREASURY 1.625 09/30/2026	200,000.00	12/28/2021 1.24%	203,531.25 200,370.21	98.95 3.78%	197,897.60 8.88	1.65% (2,472.61)	Aa1/AA+ AA+	0.50 0.49
912828U24	UNITED STATES TREASURY 2.0 11/15/2026	265,000.00	03/29/2022 2.55%	258,602.73 264,137.45	98.92 3.77%	262,133.76 2,005.80	2.19% (2,003.69)	Aa1/AA+ AA+	0.63 0.61
91282CEF4	UNITED STATES TREASURY 2.5 03/31/2027	200,000.00	05/25/2022 2.73%	197,890.63 199,566.21	98.83 3.71%	197,650.00 13.66	1.65% (1,916.21)	Aa1/AA+ AA+	1.00 0.97
91282CKJ9	UNITED STATES TREASURY 4.5 04/15/2027	140,000.00	02/24/2025 4.19%	140,880.47 140,428.37	100.76 3.74%	141,065.82 2,907.69	1.18% 637.45	Aa1/AA+ AA+	1.04 0.99
912828X88	UNITED STATES TREASURY 2.375 05/15/2027	275,000.00	-- 2.96%	267,540.04 273,308.30	98.43 3.82%	270,681.68 2,471.77	2.26% (2,626.62)	Aa1/AA+ AA+	1.12 1.08

# HOLDINGS REPORT



City of Bell | Account # [REDACTED] | As of March 31, 2026

Cusip	Security Description	Par Value/ Units	Purchase Date Purchase Yield	Cost Value Book Value	Mkt Price Mkt YTM	Market Value Accrued Int.	% of Port. Gain/Loss	Moody's/ S&P/ Fitch	Maturity Duration
91282CFM8	UNITED STATES TREASURY 4.125 09/30/2027	260,000.00	10/26/2022 4.19%	259,278.91 259,780.75	100.41 3.84%	261,066.52 29.30	2.18% 1,285.77	Aa1/AA+ AA+	1.50 1.44
91282CGC9	UNITED STATES TREASURY 3.875 12/31/2027	300,000.00	-- 4.18%	297,187.51 298,496.00	100.07 3.83%	300,210.90 2,922.31	2.50% 1,714.90	Aa1/AA+ AA+	1.75 1.66
91282CGT2	UNITED STATES TREASURY 3.625 03/31/2028	240,000.00	04/19/2023 3.73%	238,828.13 239,526.58	99.64 3.82%	239,128.08 23.77	1.99% (398.50)	Aa1/AA+ AA+	2.00 1.91
91282CMW8	UNITED STATES TREASURY 3.75 04/15/2028	300,000.00	04/14/2025 3.91%	298,687.50 299,106.20	99.86 3.82%	299,589.90 5,192.31	2.50% 483.70	Aa1/AA+ AA+	2.04 1.91
91282CHK0	UNITED STATES TREASURY 4.0 06/30/2028	200,000.00	12/30/2024 4.32%	197,953.13 198,684.04	100.42 3.80%	200,836.00 2,011.05	1.68% 2,151.96	Aa1/AA+ AA+	2.25 2.11
91282CNM9	UNITED STATES TREASURY 3.875 07/15/2028	270,000.00	07/15/2025 3.93%	269,578.13 269,677.91	100.12 3.82%	270,316.44 2,196.55	2.25% 638.53	Aa1/AA+ AA+	2.29 2.16
91282CNY3	UNITED STATES TREASURY 3.375 09/15/2028	200,000.00	03/26/2026 3.94%	197,343.75 197,358.46	98.97 3.82%	197,937.60 311.82	1.65% 579.14	Aa1/AA+ AA+	2.46 2.33
91282CPC9	UNITED STATES TREASURY 3.5 10/15/2028	300,000.00	12/04/2025 3.54%	299,707.03 299,739.83	99.22 3.82%	297,668.10 4,846.15	2.48% (2,071.73)	Aa1/AA+ AA+	2.54 2.37
9128285M8	UNITED STATES TREASURY 3.125 11/15/2028	250,000.00	06/03/2025 3.96%	243,339.84 244,930.88	98.26 3.83%	245,644.50 2,956.66	2.05% 713.62	Aa1/AA+ AA+	2.63 2.46
91282CJR3	UNITED STATES TREASURY 3.75 12/31/2028	150,000.00	08/25/2025 3.70%	150,228.52 150,187.79	99.80 3.83%	149,701.20 1,414.02	1.25% (486.59)	Aa1/AA+ AA+	2.75 2.56
91282CJW2	UNITED STATES TREASURY 4.0 01/31/2029	140,000.00	12/08/2025 3.65%	141,443.75 141,301.76	100.45 3.83%	140,634.34 928.18	1.17% (667.42)	Aa1/AA+ AA+	2.84 2.64
91282CQA2	UNITED STATES TREASURY 3.5 02/15/2029	75,000.00	02/11/2026 3.55%	74,894.53 74,898.68	99.13 3.82%	74,349.60 326.31	0.62% (549.08)	Aa1/AA+ AA+	2.88 2.70
91282CQE4	UNITED STATES TREASURY 3.5 03/15/2029	280,000.00	-- 3.84%	277,339.06 277,364.89	99.12 3.82%	277,528.16 452.72	2.31% 163.27	Aa1/AA+ AA+	2.96 2.77
91282CLK5	UNITED STATES TREASURY 3.625 08/31/2029	175,000.00	09/25/2024 3.51%	175,922.85 175,639.84	99.23 3.87%	173,660.20 551.63	1.45% (1,979.64)	Aa1/AA+ AA+	3.42 3.17
91282CGB1	UNITED STATES TREASURY 3.875 12/31/2029	200,000.00	09/22/2025 3.66%	201,710.94 201,502.56	99.93 3.89%	199,867.20 1,948.20	1.67% (1,635.36)	Aa1/AA+ AA+	3.75 3.43
<b>Total US Treasury</b>		<b>4,685,000.00</b>	<b>3.53%</b>	<b>4,648,357.45</b> <b>4,670,682.49</b>	<b>99.51</b> <b>3.81%</b>	<b>4,661,861.64</b> <b>35,148.50</b>	<b>38.88%</b> <b>(8,820.86)</b>		<b>1.95</b> <b>1.83</b>
<b>Total Portfolio</b>		<b>12,025,873.59</b>	<b>4.05%</b>	<b>11,917,403.57</b> <b>11,973,928.95</b>	<b>97.05</b> <b>3.98%</b>	<b>11,989,702.32</b> <b>99,318.75</b>	<b>100.00%</b> <b>15,773.38</b>		<b>2.20</b> <b>1.80</b>

# HOLDINGS REPORT



City of Bell | Account # [REDACTED] | As of March 31, 2026

Cusip	Security Description	Par Value/ Units	Purchase Date Purchase Yield	Cost Value Book Value	Mkt Price Mkt YTM	Market Value Accrued Int.	% of Port. Gain/Loss	Moody's/ S&P/ Fitch	Maturity Duration
<b>Total Market Value + Accrued</b>						<b>12,089,021.08</b>			

# TRANSACTION LEDGER



City of Bell | Account # [REDACTED] | As of March 31, 2026

Transaction Type	Settlement Date	CUSIP	Quantity	Security Description	Price	Acq/Disp Yield	Amount	Interest Pur/Sold	Total Amount	Gain/Loss
<b>ACQUISITIONS</b>										
Purchase	03/02/2026	31846V203	3,171.88	FIRST AMER:GVT OBLG Y	1.000	3.30%	(3,171.88)	0.00	(3,171.88)	0.00
Purchase	03/03/2026	31846V203	3,088.35	FIRST AMER:GVT OBLG Y	1.000	3.31%	(3,088.35)	0.00	(3,088.35)	0.00
Purchase	03/10/2026	31846V203	6,187.50	FIRST AMER:GVT OBLG Y	1.000	3.28%	(6,187.50)	0.00	(6,187.50)	0.00
Purchase	03/16/2026	31846V203	235.33	FIRST AMER:GVT OBLG Y	1.000	3.28%	(235.33)	0.00	(235.33)	0.00
Purchase	03/16/2026	31846V203	152,404.82	FIRST AMER:GVT OBLG Y	1.000	3.28%	(152,404.82)	0.00	(152,404.82)	0.00
Purchase	03/18/2026	31846V203	2,701.25	FIRST AMER:GVT OBLG Y	1.000	3.27%	(2,701.25)	0.00	(2,701.25)	0.00
Purchase	03/20/2026	91282CQE4	180,000.00	UNITED STATES TREASURY 3.5 03/15/2029	99.047	3.84%	(178,284.37)	(85.60)	(178,369.97)	0.00
Purchase	03/20/2026	31846V203	946.36	FIRST AMER:GVT OBLG Y	1.000	3.26%	(946.36)	0.00	(946.36)	0.00
Purchase	03/23/2026	31846V203	3,093.44	FIRST AMER:GVT OBLG Y	1.000	3.26%	(3,093.44)	0.00	(3,093.44)	0.00
Purchase	03/24/2026	91282CQE4	100,000.00	UNITED STATES TREASURY 3.5 03/15/2029	99.055	3.84%	(99,054.69)	(85.60)	(99,140.29)	0.00
Purchase	03/24/2026	31846V203	2,083.18	FIRST AMER:GVT OBLG Y	1.000	3.27%	(2,083.18)	0.00	(2,083.18)	0.00
Purchase	03/25/2026	31846V203	2,413.19	FIRST AMER:GVT OBLG Y	1.000	3.27%	(2,413.19)	0.00	(2,413.19)	0.00
Purchase	03/26/2026	31846V203	1,400.00	FIRST AMER:GVT OBLG Y	1.000	3.28%	(1,400.00)	0.00	(1,400.00)	0.00
Purchase	03/26/2026	31846V203	604.28	FIRST AMER:GVT OBLG Y	1.000	3.28%	(604.28)	0.00	(604.28)	0.00
Purchase	03/27/2026	91282CNY3	200,000.00	UNITED STATES TREASURY 3.375 09/15/2028	98.672	3.94%	(197,343.75)	(220.11)	(197,563.86)	0.00

# TRANSACTION LEDGER



City of Bell | Account # [REDACTED] | As of March 31, 2026

Transaction Type	Settlement Date	CUSIP	Quantity	Security Description	Price	Acq/Disp Yield	Amount	Interest Pur/Sold	Total Amount	Gain/Loss
Purchase	03/27/2026	31846V203	6,215.47	FIRST AMER:GVT OBLG Y	1.000	3.28%	(6,215.47)	0.00	(6,215.47)	0.00
Purchase	03/31/2026	31846V203	289,431.25	FIRST AMER:GVT OBLG Y	1.000	3.28%	(289,431.25)	0.00	(289,431.25)	0.00
Purchase	03/31/2026	31846V203	2,500.00	FIRST AMER:GVT OBLG Y	1.000	3.28%	(2,500.00)	0.00	(2,500.00)	0.00
<b>Total Purchase</b>			<b>956,476.30</b>				<b>(951,159.11)</b>	<b>(391.31)</b>	<b>(951,550.42)</b>	<b>0.00</b>
<b>TOTAL ACQUISITIONS</b>			<b>956,476.30</b>				<b>(951,159.11)</b>	<b>(391.31)</b>	<b>(951,550.42)</b>	<b>0.00</b>
<b>DISPOSITIONS</b>										
Maturity	03/31/2026	9128286L9	(275,000.00)	UNITED STATES TREASURY 2.25 03/31/2026	100.000	3.11%	275,000.00	0.00	275,000.00	0.00
<b>Total Maturity</b>			<b>(275,000.00)</b>				<b>275,000.00</b>	<b>0.00</b>	<b>275,000.00</b>	<b>0.00</b>
Sale	03/09/2026	31846V203	(129,824.50)	FIRST AMER:GVT OBLG Y	1.000	3.28%	129,824.50	0.00	129,824.50	0.00
Sale	03/12/2026	31846V203	(1,009.02)	FIRST AMER:GVT OBLG Y	1.000	3.27%	1,009.02	0.00	1,009.02	0.00
Sale	03/20/2026	31846V203	(169,974.36)	FIRST AMER:GVT OBLG Y	1.000	3.26%	169,974.36	0.00	169,974.36	0.00
Sale	03/24/2026	91282CHH7	(100,000.00)	UNITED STATES TREASURY 4.125 06/15/2026	100.102	4.04%	100,101.56	(1,121.91)	101,223.47	84.30
Sale	03/27/2026	3130B3A29	(200,000.00)	FEDERAL HOME LOAN BANKS 4.0 10/09/2026	100.023	4.00%	200,046.00	(3,733.33)	203,779.33	46.55
<b>Total Sale</b>			<b>(600,807.88)</b>				<b>600,955.44</b>	<b>(4,855.24)</b>	<b>605,810.68</b>	<b>130.84</b>
<b>TOTAL DISPOSITIONS</b>			<b>(600,807.88)</b>				<b>600,955.44</b>	<b>(4,855.24)</b>	<b>605,810.68</b>	<b>130.84</b>
<b>OTHER TRANSACTIONS</b>										

# TRANSACTION LEDGER



City of Bell | Account # [REDACTED] | As of March 31, 2026

Transaction Type	Settlement Date	CUSIP	Quantity	Security Description	Price	Acq/Disp Yield	Amount	Interest Pur/Sold	Total Amount	Gain/Loss
Call Redemption	03/16/2026	438516CJ3	(125,000.00)	HONEYWELL INTERNATIONAL INC 4.95 02/15/2028	102.161	4.44%	127,701.25	0.00	127,701.25	1,654.73
<b>Total Call Redemption</b>			<b>(125,000.00)</b>				<b>127,701.25</b>	<b>0.00</b>	<b>127,701.25</b>	<b>1,654.73</b>
Coupon	03/01/2026	3137H4BY5	0.00	FHMS K-746 A2 2.031 09/25/2028		5.30%	186.18	0.00	186.18	0.00
Coupon	03/01/2026	3137H5YC5	0.00	FHMS K-748 A2 2.26 01/25/2029		4.94%	216.58	0.00	216.58	0.00
Coupon	03/01/2026	3137FJEH8	0.00	FHMS K-081 A2 3.9 08/25/2028		4.86%	341.25	0.00	341.25	0.00
Coupon	03/01/2026	3137FJXV6	0.00	FHMS K-083 A2 4.05 09/25/2028		4.53%	337.50	0.00	337.50	0.00
Coupon	03/01/2026	3137BVZ82	0.00	FHMS K-063 A2 3.43 01/25/2027		4.48%	312.31	0.00	312.31	0.00
Coupon	03/01/2026	3137FHPJ6	0.00	FHMS K-080 A2 3.926 07/25/2028		4.45%	359.88	0.00	359.88	0.00
Coupon	03/01/2026	3137FKZZ2	0.00	FHMS K-088 A2 3.69 01/25/2029		4.43%	338.25	0.00	338.25	0.00
Coupon	03/01/2026	3137FETN0	0.00	FHMS K-073 A2 3.35 01/25/2028		4.34%	446.67	0.00	446.67	0.00
Coupon	03/01/2026	3137FJKE8	0.00	FHMS K-082 A2 3.92 09/25/2028		3.81%	176.40	0.00	176.40	0.00
Coupon	03/03/2026	02665WFX4	0.00	AMERICAN HONDA FINANCE CORP 4.55 03/03/2028		4.57%	2,730.00	0.00	2,730.00	0.00
Coupon	03/10/2026	3130ATS57	0.00	FEDERAL HOME LOAN BANKS 4.5 03/10/2028		3.99%	6,187.50	0.00	6,187.50	0.00
Coupon	03/15/2026	89239FAD4	0.00	TAOT 2023-D A3 5.54 08/15/2028		5.61%	149.16	0.00	149.16	0.00
Coupon	03/15/2026	47787CAC7	0.00	JDOT 2023-C A3 5.48 05/15/2028		5.55%	262.75	0.00	262.75	0.00
Coupon	03/15/2026	44934QAD3	0.00	HART 2024-B A3 4.84 03/15/2029		5.45%	121.00	0.00	121.00	0.00

# TRANSACTION LEDGER



City of Bell | Account # [REDACTED] | As of March 31, 2026

Transaction Type	Settlement Date	CUSIP	Quantity	Security Description	Price	Acq/Disp Yield	Amount	Interest Pur/Sold	Total Amount	Gain/Loss
Coupon	03/15/2026	02582JKH2	0.00	AMXCA 2024-1 A 5.23 04/16/2029		5.30%	435.83	0.00	435.83	0.00
Coupon	03/15/2026	02582JKD1	0.00	AMXCA 2023-3 A 5.23 09/15/2026		5.29%	501.21	0.00	501.21	0.00
Coupon	03/15/2026	448979AD6	0.00	HART 2023-A A3 4.58 04/15/2027		5.14%	13.36	0.00	13.36	0.00
Coupon	03/15/2026	448973AD9	0.00	HART 2024-A A3 4.99 02/15/2029		5.05%	163.99	0.00	163.99	0.00
Coupon	03/15/2026	89238DAD0	0.00	TAOT 2024-A A3 4.83 10/16/2028		4.89%	175.73	0.00	175.73	0.00
Coupon	03/15/2026	89231HAD8	0.00	TAOT 2025-B A3 4.34 11/15/2029		4.82%	126.58	0.00	126.58	0.00
Coupon	03/15/2026	00287YDY2	0.00	ABBVIE INC 4.65 03/15/2028		4.70%	1,627.50	0.00	1,627.50	0.00
Coupon	03/15/2026	58768YAD7	0.00	MBALT 2025-A A3 4.61 04/16/2029		4.66%	230.50	0.00	230.50	0.00
Coupon	03/15/2026	58770AAC7	0.00	MBART 2023-1 A3 4.51 11/15/2027		4.56%	23.95	0.00	23.95	0.00
Coupon	03/15/2026	448976AD2	0.00	HART 2024-C A3 4.41 05/15/2029		4.46%	183.75	0.00	183.75	0.00
Coupon	03/15/2026	92970QAA3	0.00	WFCIT 2024-1 A 4.94 02/15/2029		4.40%	411.67	0.00	411.67	0.00
Coupon	03/15/2026	44935XAD7	0.00	HART 2025-B A3 4.36 12/17/2029		4.36%	163.50	0.00	163.50	0.00
Coupon	03/15/2026	92970QAJ4	0.00	WFCIT 2025-1 A 4.34 05/15/2030		4.33%	325.50	0.00	325.50	0.00
Coupon	03/15/2026	34532BAG6	0.00	FORDO 2025-B A3 3.91 04/15/2030		4.27%	179.21	0.00	179.21	0.00
Coupon	03/15/2026	58769GAD5	0.00	MBALT 2024-B A3 4.23 02/15/2028		4.24%	150.70	0.00	150.70	0.00
Coupon	03/15/2026	437921AD1	0.00	HAROT 252 A3 4.15 10/15/2029		4.15%	121.04	0.00	121.04	0.00
Coupon	03/15/2026	58770YAD3	0.00	MBALT 2026-A A3 3.93 01/15/2030		3.97%	114.63	0.00	114.63	0.00

# TRANSACTION LEDGER



City of Bell | Account # [REDACTED] | As of March 31, 2026

Transaction Type	Settlement Date	CUSIP	Quantity	Security Description	Price	Acq/Disp Yield	Amount	Interest Pur/Sold	Total Amount	Gain/Loss
Coupon	03/15/2026	47800AAC4	0.00	JDOT 2022-B A3 3.74 02/16/2027		3.77%	4.41	0.00	4.41	0.00
Coupon	03/16/2026	362549AD9	0.00	GMCAR 2025-2 A3 4.28 04/16/2030		4.71%	107.00	0.00	107.00	0.00
Coupon	03/16/2026	362583AD8	0.00	GMCAR 2023-2 A3 4.47 02/16/2028		4.51%	46.15	0.00	46.15	0.00
Coupon	03/16/2026	438516CJ3	0.00	HONEYWELL INTERNATIONAL INC 4.95 02/15/2028		4.44%	532.81	0.00	532.81	0.00
Coupon	03/16/2026	38014AAD3	0.00	GMCAR 2024-4 A3 4.4 08/16/2029		4.32%	128.33	0.00	128.33	0.00
Coupon	03/20/2026	36269FAD8	0.00	GMALT 2024-1 A3 5.09 03/22/2027		5.09%	76.58	0.00	76.58	0.00
Coupon	03/20/2026	38012QAD0	0.00	GMALT 2024-3 A3 4.21 10/20/2027		4.61%	105.25	0.00	105.25	0.00
Coupon	03/20/2026	459058LR2	0.00	INTERNATIONAL BANK FOR RECONSTRUCTION AND DEVELOPM 4.125 03/20/2030		4.20%	1,444.10	0.00	1,444.10	0.00
Coupon	03/21/2026	438123AC5	0.00	HAROT 2023-4 A3 5.67 06/21/2028		5.74%	99.64	0.00	99.64	0.00
Coupon	03/21/2026	43815JAC7	0.00	HAROT 2023-1 A3 5.04 04/21/2027		5.09%	14.63	0.00	14.63	0.00
Coupon	03/21/2026	43815CAD0	0.00	HAROT 2026-1 A3 3.78 09/23/2030		3.03%	207.90	0.00	207.90	0.00
Coupon	03/25/2026	096912AD2	0.00	BMWLT 2025-1 A3 4.43 06/26/2028		4.82%	110.75	0.00	110.75	0.00
Coupon	03/26/2026	69371RT48	0.00	PACCAR FINANCIAL CORP 4.0 09/26/2029		4.05%	1,400.00	0.00	1,400.00	0.00
Coupon	03/31/2026	91282CFM8	0.00	UNITED STATES TREASURY 4.125 09/30/2027		4.19%	5,362.50	0.00	5,362.50	0.00

# TRANSACTION LEDGER



City of Bell | Account # [REDACTED] | As of March 31, 2026

Transaction Type	Settlement Date	CUSIP	Quantity	Security Description	Price	Acq/Disp Yield	Amount	Interest Pur/Sold	Total Amount	Gain/Loss
Coupon	03/31/2026	91282CGT2	0.00	UNITED STATES TREASURY 3.625 03/31/2028		3.73%	4,350.00	0.00	4,350.00	0.00
Coupon	03/31/2026	9128286L9	0.00	UNITED STATES TREASURY 2.25 03/31/2026		3.11%	3,093.75	0.00	3,093.75	0.00
Coupon	03/31/2026	91282CEF4	0.00	UNITED STATES TREASURY 2.5 03/31/2027		2.73%	2,500.00	0.00	2,500.00	0.00
Coupon	03/31/2026	912828YG9	0.00	UNITED STATES TREASURY 1.625 09/30/2026		1.24%	1,625.00	0.00	1,625.00	0.00
<b>Total Coupon</b>			<b>0.00</b>				<b>38,322.88</b>	<b>0.00</b>	<b>38,322.88</b>	<b>0.00</b>
Custody Fee	03/25/2026	CCYUSD	(100.27)	Cash		0.00%	(100.27)	0.00	(100.27)	0.00
<b>Total Custody Fee</b>			<b>(100.27)</b>				<b>(100.27)</b>	<b>0.00</b>	<b>(100.27)</b>	<b>0.00</b>
Dividend	03/31/2026	31846V203	0.00	FIRST AMER:GVT OBLG Y		3.28%	244.23	0.00	244.23	0.00
<b>Total Dividend</b>			<b>0.00</b>				<b>244.23</b>	<b>0.00</b>	<b>244.23</b>	<b>0.00</b>
Management Fee	03/12/2026	CCYUSD	(1,009.02)	Cash		0.00%	(1,009.02)	0.00	(1,009.02)	0.00
<b>Total Management Fee</b>			<b>(1,009.02)</b>				<b>(1,009.02)</b>	<b>0.00</b>	<b>(1,009.02)</b>	<b>0.00</b>
Principal Paydown	03/01/2026	3137BVZ82	291.97	FHMS K-063 A2 3.43 01/25/2027		4.48%	291.97	--	291.97	0.00
Principal Paydown	03/15/2026	89239FAD4	2,208.86	TAOT 2023-D A3 5.54 08/15/2028		5.61%	2,208.86	--	2,208.86	(0.00)
Principal Paydown	03/15/2026	47787CAC7	4,098.07	JDOT 2023-C A3 5.48 05/15/2028		5.55%	4,098.07	--	4,098.07	0.00
Principal Paydown	03/15/2026	448979AD6	2,355.43	HART 2023-A A3 4.58 04/15/2027		5.14%	2,355.43	--	2,355.43	(0.00)
Principal Paydown	03/15/2026	448973AD9	2,594.58	HART 2024-A A3 4.99 02/15/2029		5.05%	2,594.58	--	2,594.58	0.00
Principal Paydown	03/15/2026	89238DAD0	2,925.73	TAOT 2024-A A3 4.83 10/16/2028		4.89%	2,925.73	--	2,925.73	(0.00)

# TRANSACTION LEDGER



City of Bell | Account # [REDACTED] | As of March 31, 2026

Transaction Type	Settlement Date	CUSIP	Quantity	Security Description	Price	Acq/Disp Yield	Amount	Interest Pur/Sold	Total Amount	Gain/Loss
Principal Paydown	03/15/2026	58770AAC7	1,054.46	MBART 2023-1 A3 4.51 11/15/2027		4.56%	1,054.46	--	1,054.46	(0.00)
Principal Paydown	03/15/2026	58769GAD5	3,191.35	MBALT 2024-B A3 4.23 02/15/2028		4.24%	3,191.35	--	3,191.35	0.00
Principal Paydown	03/15/2026	47800AAC4	1,386.80	JDOT 2022-B A3 3.74 02/16/2027		3.77%	1,386.80	--	1,386.80	0.00
Principal Paydown	03/16/2026	362583AD8	1,524.61	GMCAR 2023-2 A3 4.47 02/16/2028		4.51%	1,524.61	--	1,524.61	(0.00)
Principal Paydown	03/20/2026	36269FAD8	6,875.28	GMALT 2024-1 A3 5.09 03/22/2027		5.09%	6,875.28	--	6,875.28	(0.00)
Principal Paydown	03/20/2026	38012QAD0	840.76	GMALT 2024-3 A3 4.21 10/20/2027		4.61%	840.76	--	840.76	0.00
Principal Paydown	03/21/2026	438123AC5	1,705.46	HAROT 2023-4 A3 5.67 06/21/2028		5.74%	1,705.46	--	1,705.46	0.00
Principal Paydown	03/21/2026	43815JAC7	1,065.81	HAROT 2023-1 A3 5.04 04/21/2027		5.09%	1,065.81	--	1,065.81	0.00
<b>Total Principal Paydown</b>			<b>32,119.17</b>				<b>32,119.17</b>	<b>--</b>	<b>32,119.17</b>	<b>(0.00)</b>
<b>TOTAL OTHER TRANSACTIONS</b>			<b>(93,990.12)</b>				<b>197,278.24</b>	<b>0.00</b>	<b>197,278.24</b>	<b>1,654.73</b>

# INCOME EARNED



City of Bell | Account # [REDACTED] | As of March 31, 2026

Cusip	Security Description	Trade Date Settle Date Units	Book Value: Begin Book Value: Acq Book Value: Disp Book Value: End	Prior Accrued Inc. Received Ending Accrued Total Interest	Accr. Of Discount Amort. Of Premium Net Accret/Amort Income Earned	Total Income
<b>CASH &amp; EQUIVALENTS</b>						
31846V203	FIRST AMER:GVT OBLG Y	322,494.02	146,825.60 476,476.30 (300,807.88) 322,494.02	0.00 358.35 0.00 358.35	0.00 0.00 0.00 358.35	358.35
CCYUSD	Payable	0.00	(129,824.50) 0.00 0.00 0.00	0.00 0.00 0.00 0.00	0.00 0.00 0.00 0.00	0.00
CCYUSD	Receivable	244.23	3,530.23 0.00 0.00 244.23	0.00 0.00 0.00 0.00	0.00 0.00 0.00 0.00	0.00
<b>Total Cash &amp; Equivalents</b>			<b>322,738.25</b>	<b>358.35</b>	<b>358.35</b>	<b>358.35</b>
<b>FIXED INCOME</b>						
002824BRO	ABBOTT LABORATORIES 3.7 03/09/2029	02/24/2026 03/09/2026 130,000.00	129,824.50 0.00 0.00 129,828.18	0.00 0.00 293.94 293.94	3.68 0.00 3.68 297.63	297.63
00287YDY2	ABBVIE INC 4.65 03/15/2028	02/18/2025 02/26/2025 70,000.00	69,937.68 0.00 0.00 69,940.28	1,500.92 1,627.50 144.67 271.25	2.59 0.00 2.59 273.84	273.84
02079KAV9	ALPHABET INC 3.875 11/15/2028	11/03/2025 11/06/2025 45,000.00	44,965.33 0.00 0.00 44,966.41	557.03 0.00 702.34 145.31	1.09 0.00 1.09 146.40	146.40
023135CS3	AMAZON.COM INC 3.9 11/20/2028	11/17/2025 11/20/2025 70,000.00	69,986.02 0.00 0.00 69,986.45	765.92 0.00 993.42 227.50	0.44 0.00 0.44 227.94	227.94

# INCOME EARNED



City of Bell | Account # [REDACTED] | As of March 31, 2026

Cusip	Security Description	Trade Date Settle Date Units	Book Value: Begin Book Value: Acq Book Value: Disp Book Value: End	Prior Accrued Inc. Received Ending Accrued Total Interest	Accr. Of Discount Amort. Of Premium Net Accret/Amort Income Earned	Total Income
025816EJ4	AMERICAN EXPRESS CO 4.351 07/20/2029	09/23/2025 09/24/2025 120,000.00	120,749.75 0.00 0.00 120,723.10	594.64 0.00 1,029.74 435.10	0.00 (26.65) (26.65) 408.45	408.45
02582JKD1	AMXCA 2023-3 A 5.23 09/15/2026	09/12/2023 09/19/2023 115,000.00	114,999.07 0.00 0.00 114,999.21	267.31 501.21 267.31 501.21	0.15 0.00 0.15 501.36	501.36
02582JKH2	AMXCA 2024-1 A 5.23 04/16/2029	04/16/2024 04/23/2024 100,000.00	99,987.13 0.00 0.00 99,987.48	232.44 435.83 232.44 435.83	0.35 0.00 0.35 436.18	436.18
02665WFX4	AMERICAN HONDA FINANCE CORP 4.55 03/03/2028	03/28/2025 03/31/2025 120,000.00	119,944.00 0.00 0.00 119,946.36	2,699.67 2,730.00 424.67 455.00	2.37 0.00 2.37 457.37	457.37
06051GMT3	BANK OF AMERICA CORP 4.623 05/09/2029	05/08/2025 05/09/2025 150,000.00	149,746.59 0.00 0.00 149,753.51	2,157.40 0.00 2,735.28 577.88	6.92 0.00 6.92 584.80	584.80
06406RCG0	BANK OF NEW YORK MELLON CORP 4.026 01/22/2030	01/22/2026 150,000.00	149,948.57 0.00 0.00 149,949.69	654.23 0.00 1,157.48 503.25	1.12 0.00 1.12 504.37	504.37
09247XAP6	BLACKROCK FINANCE INC 3.25 04/30/2029	07/29/2024 07/30/2024 150,000.00	144,382.24 0.00 0.00 144,532.89	1,638.54 0.00 2,044.79 406.25	150.65 0.00 150.65 556.90	556.90
096912AD2	BMWLT 2025-1 A3 4.43 06/26/2028	06/03/2025 06/10/2025 30,000.00	29,999.50 0.00 0.00 29,999.52	22.15 110.75 22.15 110.75	0.02 0.00 0.02 110.77	110.77
13063D7D4	CALIFORNIA STATE 5.5 10/01/2028	10/04/2023 10/11/2023 100,000.00	100,849.82 0.00 0.00 100,821.95	2,291.67 0.00 2,750.00 458.33	0.00 (27.88) (27.88) 430.46	430.46

# INCOME EARNED



City of Bell | Account # [REDACTED] | As of March 31, 2026

Cusip	Security Description	Trade Date Settle Date Units	Book Value: Begin Book Value: Acq Book Value: Disp Book Value: End	Prior Accrued Inc. Received Ending Accrued Total Interest	Accr. Of Discount Amort. Of Premium Net Accret/Amort Income Earned	Total Income
14913UBD1	CATERPILLAR FINANCIAL SERVICES CORP 3.95 11/14/2028	11/10/2025 11/14/2025 110,000.00	109,947.39 0.00 0.00 109,949.04	1,291.43 0.00 1,653.51 362.08	1.65 0.00 1.65 363.73	363.73
17305EHA6	CCCIT 2025-A1 A1 4.3 06/21/2030	01/21/2026 01/22/2026 130,000.00	131,200.20 0.00 0.00 131,156.06	1,086.94 0.00 1,552.78 465.83	0.00 (44.14) (44.14) 421.70	421.70
24422EXZ7	JOHN DEERE CAPITAL CORP 4.65 01/07/2028	01/06/2025 01/09/2025 95,000.00	94,982.35 0.00 0.00 94,983.16	662.63 0.00 1,030.75 368.13	0.81 0.00 0.81 368.93	368.93
26444HAH4	DUKE ENERGY FLORIDA LLC 2.5 12/01/2029	12/16/2024 12/17/2024 150,000.00	138,982.39 0.00 0.00 139,231.51	937.50 0.00 1,250.00 312.50	249.12 0.00 249.12 561.62	561.62
3130ATS57	FEDERAL HOME LOAN BANKS 4.5 03/10/2028	03/21/2023 03/22/2023 275,000.00	277,530.58 0.00 0.00 277,424.57	5,878.13 6,187.50 721.88 1,031.25	0.00 (106.01) (106.01) 925.24	925.24
3130AXU63	FEDERAL HOME LOAN BANKS 4.625 11/17/2026	11/16/2023 11/17/2023 160,000.00	159,932.56 0.00 0.00 159,940.57	2,137.78 0.00 2,754.44 616.67	8.01 0.00 8.01 624.68	624.68
3130B3A29	FEDERAL HOME LOAN BANKS 4.0 10/09/2026	10/21/2024 10/22/2024 0.00	199,999.38 0.00 (199,999.45) 0.00	3,155.56 3,733.33 0.00 577.77	0.07 0.00 0.07 577.85	577.85
3133EPN50	FEDERAL FARM CREDIT BANKS FUNDING CORP 4.25 12/15/2028	12/28/2023 12/29/2023 110,000.00	111,006.89 0.00 0.00 110,976.29	986.94 0.00 1,376.53 389.58	0.00 (30.60) (30.60) 358.98	358.98
3133ERDS7	FEDERAL FARM CREDIT BANKS FUNDING CORP 4.75 05/06/2027	06/25/2024 06/26/2024 225,000.00	225,497.88 0.00 0.00 225,462.07	3,414.06 0.00 4,304.69 890.63	0.00 (35.81) (35.81) 854.81	854.81

# INCOME EARNED



City of Bell | Account # [REDACTED] | As of March 31, 2026

Cusip	Security Description	Trade Date Settle Date Units	Book Value: Begin Book Value: Acq Book Value: Disp Book Value: End	Prior Accrued Inc. Received Ending Accrued Total Interest	Accr. Of Discount Amort. Of Premium Net Accret/Amort Income Earned	Total Income
3133ERFJ5	FEDERAL FARM CREDIT BANKS FUNDING CORP 4.5 05/20/2027	05/23/2024 05/24/2024 115,000.00	114,621.00 0.00 0.00 114,647.40	1,451.88 0.00 1,883.13 431.25	26.40 0.00 26.40 457.65	457.65
3137BVZ82	FHMS K-063 A2 3.43 01/25/2027	02/06/2024 02/09/2024 108,969.74	108,344.90 0.00 (291.97) 108,148.02	312.31 312.31 311.47 311.48	95.08 0.00 95.08 406.56	406.56
3137FETN0	FHMS K-073 A2 3.35 01/25/2028	05/24/2023 05/30/2023 160,000.00	157,509.26 0.00 0.00 157,624.33	446.67 446.67 446.67 446.67	115.07 0.00 115.07 561.74	561.74
3137FHPJ6	FHMS K-080 A2 3.926 07/25/2028	01/23/2024 01/26/2024 110,000.00	108,717.85 0.00 0.00 108,764.44	359.88 359.88 359.88 359.88	46.60 0.00 46.60 406.48	406.48
3137FJEH8	FHMS K-081 A2 3.9 08/25/2028	09/15/2023 09/20/2023 105,000.00	102,788.21 0.00 0.00 102,865.78	341.25 341.25 341.25 341.25	77.56 0.00 77.56 418.81	418.81
3137FJKE8	FHMS K-082 A2 3.92 09/25/2028	09/20/2024 09/25/2024 54,000.00	54,089.99 0.00 0.00 54,086.94	176.40 176.40 176.40 176.40	0.00 (3.05) (3.05) 173.35	173.35
3137FJXV6	FHMS K-083 A2 4.05 09/25/2028	03/13/2024 03/18/2024 100,000.00	98,842.99 0.00 0.00 98,882.19	337.50 337.50 337.50 337.50	39.20 0.00 39.20 376.70	376.70
3137FKZZ2	FHMS K-088 A2 3.69 01/25/2029	01/18/2024 01/25/2024 110,000.00	107,896.87 0.00 0.00 107,959.75	338.25 338.25 338.25 338.25	62.87 0.00 62.87 401.12	401.12
3137H4BY5	FHMS K-746 A2 2.031 09/25/2028	10/03/2023 10/06/2023 110,000.00	102,149.88 0.00 0.00 102,415.84	186.18 186.18 186.18 186.18	265.96 0.00 265.96 452.14	452.14

# INCOME EARNED



City of Bell | Account # [REDACTED] | As of March 31, 2026

Cusip	Security Description	Trade Date Settle Date Units	Book Value: Begin Book Value: Acq Book Value: Disp Book Value: End	Prior Accrued Inc. Received Ending Accrued Total Interest	Accr. Of Discount Amort. Of Premium Net Accret/Amort Income Earned	Total Income
3137H5YC5	FHMS K-748 A2 2.26 01/25/2029	04/11/2024 04/16/2024 115,000.00	107,272.10 0.00 0.00 115,000.00	216.58 216.58 216.58 216.58	231.02 0.00 231.02 447.60	447.60
34532BAG6	FORDO 2025-B A3 3.91 04/15/2030	09/23/2025 09/26/2025 55,000.00	54,994.63 0.00 0.00 54,994.74	95.58 179.21 95.58 179.21	0.11 0.00 0.11 179.32	179.32
362549AD9	GMCAR 2025-2 A3 4.28 04/16/2030	05/06/2025 05/14/2025 30,000.00	29,996.30 0.00 0.00 29,996.37	53.50 107.00 53.50 107.00	0.08 0.00 0.08 107.08	107.08
362583AD8	GMCAR 2023-2 A3 4.47 02/16/2028	04/04/2023 04/12/2023 10,863.88	12,388.35 0.00 (1,524.61) 10,863.76	23.07 46.15 20.23 43.31	0.02 0.00 0.02 43.33	43.33
36269FAD8	GMALT 2024-1 A3 5.09 03/22/2027	02/08/2024 02/15/2024 11,178.74	18,053.26 0.00 (6,875.28) 11,178.31	28.08 76.58 17.39 65.89	0.33 0.00 0.33 66.22	66.22
38012QAD0	GMALT 2024-3 A3 4.21 10/20/2027	09/24/2024 10/02/2024 29,159.24	29,998.09 0.00 (840.76) 29,157.48	38.59 105.25 37.51 104.17	0.15 0.00 0.15 104.32	104.32
38014AAD3	GMCAR 2024-4 A3 4.4 08/16/2029	10/08/2024 10/16/2024 35,000.00	34,995.17 0.00 0.00 34,995.29	64.17 128.33 64.17 128.33	0.12 0.00 0.12 128.45	128.45
38141GD27	GOLDMAN SACHS GROUP INC 4.153 10/21/2029	120,000.00	120,020.66 0.00 0.00 120,020.00	1,799.63 0.00 2,214.93 415.30	0.00 (0.66) (0.66) 414.64	414.64
437076DC3	HOME DEPOT INC 4.75 06/25/2029	75,000.00	74,902.14 0.00 0.00 74,904.57	653.13 0.00 950.00 296.88	5.48 (3.05) 2.43 299.30	299.30

# INCOME EARNED



City of Bell | Account # [REDACTED] | As of March 31, 2026

Cusip	Security Description	Trade Date Settle Date Units	Book Value: Begin Book Value: Acq Book Value: Disp Book Value: End	Prior Accrued Inc. Received Ending Accrued Total Interest	Accr. Of Discount Amort. Of Premium Net Accret/Amort Income Earned	Total Income
437921AD1	HAROT 252 A3 4.15 10/15/2029	04/29/2025 05/08/2025 35,000.00	34,996.81 0.00 0.00 34,996.88	64.56 121.04 64.56 121.04	0.07 0.00 0.07 121.11	121.11
438123AC5	HAROT 2023-4 A3 5.67 06/21/2028	11/01/2023 11/08/2023 19,381.68	21,085.29 0.00 (1,705.46) 19,380.04	33.21 99.64 30.53 96.95	0.21 0.00 0.21 97.17	97.17
43815CAD0	HAROT 2026-1 A3 3.78 09/23/2030	02/10/2026 02/18/2026 60,000.00	59,990.50 0.00 0.00 59,990.68	81.90 207.90 63.00 189.00	0.18 0.00 0.18 189.18	189.18
43815JAC7	HAROT 2023-1 A3 5.04 04/21/2027	02/16/2023 02/24/2023 2,417.33	3,482.96 0.00 (1,065.81) 2,417.22	4.88 14.63 3.38 13.14	0.06 0.00 0.06 13.20	13.20
438516CJ3	HONEYWELL INTERNATIONAL INC 4.95 02/15/2028	02/13/2023 02/15/2023 0.00	126,069.95 0.00 (126,046.52) 0.00	275.00 532.81 0.00 257.81	0.00 (23.43) (23.43) 234.38	234.38
448973AD9	HART 2024-A A3 4.99 02/15/2029	03/11/2024 03/20/2024 36,842.15	39,431.48 0.00 (2,594.58) 36,837.39	87.46 163.99 81.71 158.24	0.49 0.00 0.49 158.72	158.72
448976AD2	HART 2024-C A3 4.41 05/15/2029	10/08/2024 10/16/2024 50,000.00	49,997.44 0.00 0.00 49,997.50	98.00 183.75 98.00 183.75	0.07 0.00 0.07 183.82	183.82
448979AD6	HART 2023-A A3 4.58 04/15/2027	04/04/2023 04/12/2023 1,145.11	3,500.45 0.00 (2,355.43) 1,145.08	7.13 13.36 2.33 8.57	0.07 0.00 0.07 8.63	8.63
44934QAD3	HART 2024-B A3 4.84 03/15/2029	07/16/2024 07/24/2024 30,000.00	29,997.03 0.00 0.00 29,997.12	64.53 121.00 64.53 121.00	0.08 0.00 0.08 121.08	121.08

# INCOME EARNED



City of Bell | Account # [REDACTED] | As of March 31, 2026

Cusip	Security Description	Trade Date Settle Date Units	Book Value: Begin Book Value: Acq Book Value: Disp Book Value: End	Prior Accrued Inc. Received Ending Accrued Total Interest	Accr. Of Discount Amort. Of Premium Net Accret/Amort Income Earned	Total Income
44935XAD7	HART 2025-B A3 4.36 12/17/2029	06/03/2025 06/11/2025 45,000.00	44,996.59 0.00 0.00 44,996.66	87.20 163.50 87.20 163.50	0.08 0.00 0.08 163.58	163.58
4581X0EM6	INTER-AMERICAN DEVELOPMENT BANK 4.375 02/01/2027	12/05/2023 12/12/2023 215,000.00	214,946.31 0.00 0.00 214,951.25	783.85 0.00 1,567.71 783.85	4.94 0.00 4.94 788.79	788.79
459058KT9	INTERNATIONAL BANK FOR RECONSTRUCTION AND DEVELOPM 3.5 07/12/2028	09/07/2023 09/11/2023 140,000.00	136,937.64 0.00 0.00 137,047.52	666.94 0.00 1,075.28 408.33	109.88 0.00 109.88 518.21	518.21
459058KW2	INTERNATIONAL BANK FOR RECONSTRUCTION AND DEVELOPM 4.625 08/01/2028	115,000.00	114,280.98 0.00 0.00 114,306.19	443.23 0.00 886.46 443.23	25.21 0.00 25.21 468.44	468.44
459058LR2	INTERNATIONAL BANK FOR RECONSTRUCTION AND DEVELOPM 4.125 03/20/2030	03/14/2025 03/20/2025 70,000.00	69,797.45 0.00 0.00 69,801.69	1,291.35 1,444.10 88.23 240.98	4.24 0.00 4.24 245.22	245.22
45950KDF4	INTERNATIONAL FINANCE CORP 4.375 01/15/2027	11/29/2023 12/06/2023 80,000.00	79,926.54 0.00 0.00 79,933.65	447.32 0.00 739.06 291.73	7.12 0.00 7.12 298.85	298.85
46647PAR7	JPMORGAN CHASE & CO 4.005 04/23/2029	05/09/2025 05/12/2025 35,000.00	34,590.06 0.00 0.00 34,606.27	498.40 0.00 615.21 116.81	16.21 0.00 16.21 133.02	133.02
46647PEU6	JPMORGAN CHASE & CO 4.915 01/24/2029	01/16/2025 01/24/2025 65,000.00	65,000.00 0.00 0.00 65,000.00	328.35 0.00 594.58 266.23	0.00 0.00 0.00 266.23	266.23
47787CAC7	JDOT 2023-C A3 5.48 05/15/2028	09/12/2023 09/19/2023 53,438.07	57,534.27 0.00 (4,098.07) 53,436.40	140.13 262.75 130.15 252.77	0.20 0.00 0.20 252.97	252.97

# INCOME EARNED



City of Bell | Account # [REDACTED] | As of March 31, 2026

Cusip	Security Description	Trade Date Settle Date Units	Book Value: Begin Book Value: Acq Book Value: Disp Book Value: End	Prior Accrued Inc. Received Ending Accrued Total Interest	Accr. Of Discount Amort. Of Premium Net Accret/Amort Income Earned	Total Income
47800AAC4	JDOT 2022-B A3 3.74 02/16/2027	07/12/2022 07/20/2022 26.81	1,413.58 0.00 (1,386.80) 26.81	2.35 4.41 0.04 2.10	0.02 0.00 0.02 2.13	2.13
58768YAD7	MBALT 2025-A A3 4.61 04/16/2029	05/14/2025 05/21/2025 60,000.00	59,994.15 0.00 0.00 59,994.30	122.93 230.50 122.93 230.50	0.16 0.00 0.16 230.66	230.66
58769GAD5	MBALT 2024-B A3 4.23 02/15/2028	09/17/2024 09/25/2024 39,560.62	42,747.81 0.00 (3,191.35) 39,556.94	80.37 150.70 74.37 144.70	0.48 0.00 0.48 145.18	145.18
58770AAC7	MBART 2023-1 A3 4.51 11/15/2027	01/18/2023 01/25/2023 5,319.33	6,373.53 0.00 (1,054.46) 5,319.12	12.78 23.95 10.66 21.84	0.05 0.00 0.05 21.89	21.89
58770YAD3	MBALT 2026-A A3 3.93 01/15/2030	01/13/2026 01/21/2026 35,000.00	34,993.25 0.00 0.00 34,993.39	61.13 114.63 61.13 114.63	0.15 0.00 0.15 114.78	114.78
58933YBH7	MERCK & CO INC 4.05 05/17/2028	05/08/2023 05/17/2023 30,000.00	29,989.25 0.00 0.00 29,989.67	351.00 0.00 452.25 101.25	0.41 0.00 0.41 101.66	101.66
61748UAK8	MORGAN STANLEY 4.133 10/18/2029	120,000.00	120,022.14 0.00 0.00 120,021.42	1,777.19 0.00 2,190.49 413.30	0.00 (0.71) (0.71) 412.59	412.59
64110LAS5	NETFLIX INC 4.875 04/15/2028	06/17/2025 06/18/2025 140,000.00	141,593.81 0.00 0.00 141,530.14	2,578.33 0.00 3,147.08 568.75	0.00 (63.67) (63.67) 505.08	505.08
665859AW4	NORTHERN TRUST CORP 4.0 05/10/2027	09/28/2022 09/30/2022 150,000.00	148,810.15 0.00 0.00 148,894.94	1,850.00 0.00 2,350.00 500.00	84.79 0.00 84.79 584.79	584.79

# INCOME EARNED



City of Bell | Account # [REDACTED] | As of March 31, 2026

Cusip	Security Description	Trade Date Settle Date Units	Book Value: Begin Book Value: Acq Book Value: Disp Book Value: End	Prior Accrued Inc. Received Ending Accrued Total Interest	Accr. Of Discount Amort. Of Premium Net Accret/Amort Income Earned	Total Income
69371RT48	PACCAR FINANCIAL CORP 4.0 09/26/2029	09/23/2024 09/26/2024 70,000.00	69,896.94 0.00 0.00 69,899.39	1,205.56 1,400.00 38.89 233.33	2.45 0.00 2.45 235.78	235.78
69371RU20	PACCAR FINANCIAL CORP 4.0 11/07/2028	11/05/2025 11/07/2025 110,000.00	109,944.81 0.00 0.00 109,946.55	1,393.33 0.00 1,760.00 366.67	1.74 0.00 1.74 368.41	368.41
74340XBL4	PROLOGIS LP 4.375 02/01/2029	02/12/2026 02/13/2026 140,000.00	141,654.28 0.00 0.00 141,601.74	510.42 0.00 1,020.83 510.42	0.00 (52.54) (52.54) 457.87	457.87
756109CW2	REALTY INCOME CORP 3.95 02/01/2029	09/25/2025 10/06/2025 140,000.00	139,275.80 0.00 0.00 139,296.82	460.83 0.00 921.67 460.83	21.02 0.00 21.02 481.85	481.85
79466LAF1	SALESFORCE INC 3.7 04/11/2028	08/21/2024 08/22/2024 140,000.00	138,907.81 0.00 0.00 138,951.66	2,014.44 0.00 2,446.11 431.67	43.86 0.00 43.86 475.52	475.52
87612EBU9	TARGET CORP 4.35 06/15/2028	06/05/2025 06/10/2025 45,000.00	44,999.66 0.00 0.00 44,999.67	413.25 0.00 576.38 163.13	0.01 0.00 0.01 163.14	163.14
89231HAD8	TAOT 2025-B A3 4.34 11/15/2029	04/24/2025 04/30/2025 35,000.00	34,998.36 0.00 0.00 34,998.40	67.51 126.58 67.51 126.58	0.04 0.00 0.04 126.62	126.62
89236TMS1	TOYOTA MOTOR CREDIT CORP 4.35 10/08/2027	02/24/2025 02/25/2025 140,000.00	139,761.18 0.00 0.00 139,773.82	2,419.08 0.00 2,926.58 507.50	12.63 0.00 12.63 520.13	520.13
89238DAD0	TAOT 2024-A A3 4.83 10/16/2028	01/23/2024 01/30/2024 40,732.98	43,653.83 0.00 (2,925.73) 40,728.57	93.72 175.73 87.44 169.45	0.47 0.00 0.47 169.92	169.92

# INCOME EARNED



City of Bell | Account # [REDACTED] | As of March 31, 2026

Cusip	Security Description	Trade Date Settle Date Units	Book Value: Begin Book Value: Acq Book Value: Disp Book Value: End	Prior Accrued Inc. Received Ending Accrued Total Interest	Accr. Of Discount Amort. Of Premium Net Accret/Amort Income Earned	Total Income
89239FAD4	TAOT 2023-D A3 5.54 08/15/2028	11/07/2023 11/14/2023 30,099.65	32,306.71 0.00 (2,208.86) 30,098.03	79.55 149.16 74.11 143.72	0.18 0.00 0.18 143.90	143.90
9128285M8	UNITED STATES TREASURY 3.125 11/15/2028	06/03/2025 06/04/2025 250,000.00	244,767.02 0.00 0.00 244,930.88	2,287.64 0.00 2,956.66 669.03	163.86 0.00 163.86 832.89	832.89
9128286L9	UNITED STATES TREASURY 2.25 03/31/2026	0.00	274,821.09 0.00 (275,000.00) 0.00	2,583.79 3,093.75 0.00 509.96	214.03 (35.13) 178.91 688.87	688.87
912828R36	UNITED STATES TREASURY 1.625 05/15/2026	265,000.00	264,447.37 0.00 0.00 264,675.79	1,260.95 0.00 1,629.71 368.77	292.00 (63.58) 228.42 597.19	597.19
912828U24	UNITED STATES TREASURY 2.0 11/15/2026	03/29/2022 03/30/2022 265,000.00	264,020.17 0.00 0.00 264,137.45	1,551.93 0.00 2,005.80 453.87	117.28 0.00 117.28 571.14	571.14
912828X88	UNITED STATES TREASURY 2.375 05/15/2027	275,000.00	273,180.08 0.00 0.00 273,308.30	1,912.47 0.00 2,471.77 559.31	128.22 0.00 128.22 687.53	687.53
912828YG9	UNITED STATES TREASURY 1.625 09/30/2026	12/28/2021 12/29/2021 200,000.00	200,433.27 0.00 0.00 200,370.21	1,357.14 1,625.00 8.88 276.74	0.00 (63.06) (63.06) 213.68	213.68
91282CEF4	UNITED STATES TREASURY 2.5 03/31/2027	05/25/2022 05/26/2022 200,000.00	199,529.26 0.00 0.00 199,566.21	2,087.91 2,500.00 13.66 425.75	36.94 0.00 36.94 462.69	462.69
91282CFM8	UNITED STATES TREASURY 4.125 09/30/2027	10/26/2022 10/27/2022 260,000.00	259,768.32 0.00 0.00 259,780.75	4,478.57 5,362.50 29.30 913.23	12.43 0.00 12.43 925.66	925.66

# INCOME EARNED



City of Bell | Account # [REDACTED] | As of March 31, 2026

Cusip	Security Description	Trade Date Settle Date Units	Book Value: Begin Book Value: Acq Book Value: Disp Book Value: End	Prior Accrued Inc. Received Ending Accrued Total Interest	Accr. Of Discount Amort. Of Premium Net Accret/Amort Income Earned	Total Income
91282CGB1	UNITED STATES TREASURY 3.875 12/31/2029	09/22/2025 09/23/2025 200,000.00	201,536.56 0.00 0.00 201,502.56	1,284.53 0.00 1,948.20 663.67	0.00 (34.00) (34.00) 629.67	629.67
91282CGC9	UNITED STATES TREASURY 3.875 12/31/2027	300,000.00	298,423.03 0.00 0.00 298,496.00	1,926.80 0.00 2,922.31 995.51	72.96 0.00 72.96 1,068.48	1,068.48
91282CGT2	UNITED STATES TREASURY 3.625 03/31/2028	04/19/2023 04/20/2023 240,000.00	239,506.48 0.00 0.00 239,526.58	3,632.97 4,350.00 23.77 740.80	20.10 0.00 20.10 760.91	760.91
91282CHH7	UNITED STATES TREASURY 4.125 06/15/2026	10/21/2024 10/22/2024 0.00	100,022.05 0.00 (100,017.26) 0.00	861.26 1,121.91 0.00 260.65	0.00 (4.78) (4.78) 255.86	255.86
91282CHK0	UNITED STATES TREASURY 4.0 06/30/2028	12/30/2024 12/31/2024 200,000.00	198,634.35 0.00 0.00 198,684.04	1,325.97 0.00 2,011.05 685.08	49.69 0.00 49.69 734.77	734.77
91282CJR3	UNITED STATES TREASURY 3.75 12/31/2028	08/25/2025 08/26/2025 150,000.00	150,193.58 0.00 0.00 150,187.79	932.32 0.00 1,414.02 481.70	0.00 (5.79) (5.79) 475.91	475.91
91282CJW2	UNITED STATES TREASURY 4.0 01/31/2029	12/08/2025 12/09/2025 140,000.00	141,340.71 0.00 0.00 141,301.76	448.62 0.00 928.18 479.56	0.00 (38.95) (38.95) 440.61	440.61
91282CKJ9	UNITED STATES TREASURY 4.5 04/15/2027	02/24/2025 02/25/2025 140,000.00	140,463.41 0.00 0.00 140,428.37	2,371.15 0.00 2,907.69 536.54	0.00 (35.04) (35.04) 501.50	501.50
91282CLK5	UNITED STATES TREASURY 3.625 08/31/2029	09/25/2024 09/26/2024 175,000.00	175,655.74 0.00 0.00 175,639.84	17.24 3,171.88 551.63 3,706.27	0.00 (15.89) (15.89) 3,690.38	3,690.38

# INCOME EARNED



City of Bell | Account # [REDACTED] | As of March 31, 2026

Cusip	Security Description	Trade Date Settle Date Units	Book Value: Begin Book Value: Acq Book Value: Disp Book Value: End	Prior Accrued Inc. Received Ending Accrued Total Interest	Accr. Of Discount Amort. Of Premium Net Accret/Amort Income Earned	Total Income
91282CMW8	UNITED STATES TREASURY 3.75 04/15/2028	04/14/2025 04/17/2025 300,000.00	299,069.01 0.00 0.00 299,106.20	4,234.20 0.00 5,192.31 958.10	37.19 0.00 37.19 995.30	995.30
91282CNM9	UNITED STATES TREASURY 3.875 07/15/2028	07/15/2025 07/16/2025 270,000.00	269,665.97 0.00 0.00 269,677.91	1,300.59 0.00 2,196.55 895.96	11.94 0.00 11.94 907.90	907.90
91282CNY3	UNITED STATES TREASURY 3.375 09/15/2028	03/26/2026 03/27/2026 200,000.00	0.00 197,343.75 0.00 197,358.46	0.00 (220.11) 311.82 91.71	14.71 0.00 14.71 106.42	106.42
91282CPC9	UNITED STATES TREASURY 3.5 10/15/2028	12/04/2025 12/05/2025 300,000.00	299,731.14 0.00 0.00 299,739.83	3,951.92 0.00 4,846.15 894.23	8.69 0.00 8.69 902.92	902.92
91282CQA2	UNITED STATES TREASURY 3.5 02/15/2029	02/11/2026 02/17/2026 75,000.00	74,895.69 0.00 0.00 74,898.68	101.52 0.00 326.31 224.79	2.99 0.00 2.99 227.78	227.78
91282CQE4	UNITED STATES TREASURY 3.5 03/15/2029	280,000.00	0.00 277,339.06 0.00 277,364.89	0.00 (171.20) 452.72 281.52	25.83 0.00 25.83 307.35	307.35
92826CAY8	VISA INC 3.8 02/12/2029	02/03/2026 02/12/2026 95,000.00	94,892.44 0.00 0.00 94,895.53	190.53 0.00 491.36 300.83	3.09 0.00 3.09 303.92	303.92
92970QAA3	WFCIT 2024-1 A 4.94 02/15/2029	05/21/2025 05/22/2025 100,000.00	100,537.01 0.00 0.00 100,489.71	219.56 411.67 219.56 411.67	0.00 (47.29) (47.29) 364.38	364.38
92970QAJ4	WFCIT 2025-1 A 4.34 05/15/2030	06/03/2025 06/10/2025 90,000.00	89,998.73 0.00 0.00 89,998.75	173.60 325.50 173.60 325.50	0.03 0.00 0.03 325.53	325.53

# INCOME EARNED



City of Bell | Account # [REDACTED] | As of March 31, 2026

Cusip	Security Description	Trade Date Settle Date Units	Book Value: Begin Book Value: Acq Book Value: Disp Book Value: End	Prior Accrued Inc. Received Ending Accrued Total Interest	Accr. Of Discount Amort. Of Premium Net Accret/Amort Income Earned	Total Income
95000U3T8	WELLS FARGO & CO 4.97 04/23/2029	08/20/2025 08/21/2025 150,000.00	152,180.90 0.00 0.00 152,094.67	2,650.67 0.00 3,271.92 621.25	0.00 (86.23) (86.23) 535.02	535.02
<b>Total Fixed Income</b>			<b>11,907,593.62</b> <b>474,682.81</b> <b>(733,182.41)</b> <b>11,651,190.70</b>	<b>103,896.59</b> <b>45,958.69</b> <b>99,318.75</b> <b>41,380.85</b>	<b>2,944.64</b> <b>(847.96)</b> <b>2,096.68</b> <b>43,477.53</b>	<b>43,477.53</b>
<b>TOTAL PORTFOLIO</b>			<b>11,928,124.95</b> <b>951,159.11</b> <b>(1,033,990.29)</b> <b>11,973,928.95</b>	<b>103,896.59</b> <b>46,317.04</b> <b>99,318.75</b> <b>41,739.20</b>	<b>2,944.64</b> <b>(847.96)</b> <b>2,096.68</b> <b>43,835.88</b>	<b>43,835.88</b>

# CASH FLOW REPORT



City of Bell | Account # [REDACTED] | As of March 31, 2026

Payment Date	Transaction Type	CUSIP	Quantity	Security Description	Principal Amount	Income	Total Amount
<b>APRIL 2026</b>							
04/01/2026	Dividend	31846V203	0.00	FIRST AMER:GVT OBLG Y	244.23		244.23
04/01/2026	Coupon	13063D7D4	0.00	CALIFORNIA STATE 5.5 10/01/2028		2,750.00	2,750.00
04/08/2026	Coupon	89236TMS1	140,000.00	TOYOTA MOTOR CREDIT CORP 4.35 10/08/2027		3,045.00	3,045.00
04/13/2026	Coupon	79466LAF1	140,000.00	SALESFORCE INC 3.7 04/11/2028		2,590.00	2,590.00
04/15/2026	Coupon	02582JKD1	115,000.00	AMXCA 2023-3 A 5.23 09/15/2026		501.21	501.21
04/15/2026	Coupon	02582JKH2	100,000.00	AMXCA 2024-1 A 5.23 04/16/2029		435.83	435.83
04/15/2026	Coupon	34532BAG6	55,000.00	FORDO 2025-B A3 3.91 04/15/2030		179.21	179.21
04/15/2026	Coupon	437921AD1	35,000.00	HAROT 252 A3 4.15 10/15/2029		121.04	121.04
04/15/2026	Coupon	448973AD9	36,842.15	HART 2024-A A3 4.99 02/15/2029		155.93	155.93
04/15/2026	Principal Paydown	448973AD9	36,842.15	HART 2024-A A3 4.99 02/15/2029	2,377.44		2,377.44
04/15/2026	Coupon	448976AD2	50,000.00	HART 2024-C A3 4.41 05/15/2029		183.75	183.75
04/15/2026	Coupon	448979AD6	1,145.11	HART 2023-A A3 4.58 04/15/2027		7.11	7.11
04/15/2026	Effective Maturity	448979AD6	1,145.11	HART 2023-A A3 4.58 04/15/2027	1,862.89		1,862.89
04/15/2026	Coupon	44934QAD3	30,000.00	HART 2024-B A3 4.84 03/15/2029		121.00	121.00
04/15/2026	Principal Paydown	44934QAD3	30,000.00	HART 2024-B A3 4.84 03/15/2029	312.46		312.46
04/15/2026	Coupon	44935XAD7	45,000.00	HART 2025-B A3 4.36 12/17/2029		163.50	163.50
04/15/2026	Coupon	47787CAC7	53,438.07	JDOT 2023-C A3 5.48 05/15/2028		249.56	249.56
04/15/2026	Principal Paydown	47787CAC7	53,438.07	JDOT 2023-C A3 5.48 05/15/2028	5,599.70		5,599.70
04/15/2026	Coupon	47800AAC4	26.81	JDOT 2022-B A3 3.74 02/16/2027		0.08	0.08
04/15/2026	Effective Maturity	47800AAC4	26.81	JDOT 2022-B A3 3.74 02/16/2027	26.81		26.81
04/15/2026	Coupon	58768YAD7	60,000.00	MBALT 2025-A A3 4.61 04/16/2029		230.50	230.50
04/15/2026	Coupon	58769GAD5	39,560.62	MBALT 2024-B A3 4.23 02/15/2028		120.49	120.49
04/15/2026	Principal Paydown	58769GAD5	39,560.62	MBALT 2024-B A3 4.23 02/15/2028	6,163.55		6,163.55
04/15/2026	Coupon	58770AAC7	5,319.33	MBART 2023-1 A3 4.51 11/15/2027		21.36	21.36
04/15/2026	Principal Paydown	58770AAC7	5,319.33	MBART 2023-1 A3 4.51 11/15/2027	966.18		966.18
04/15/2026	Coupon	58770YAD3	35,000.00	MBALT 2026-A A3 3.93 01/15/2030		114.63	114.63
04/15/2026	Coupon	64110LAS5	140,000.00	NETFLIX INC 4.875 04/15/2028		3,412.50	3,412.50
04/15/2026	Coupon	89231HAD8	35,000.00	TAOT 2025-B A3 4.34 11/15/2029		126.58	126.58
04/15/2026	Coupon	89238DAD0	40,732.98	TAOT 2024-A A3 4.83 10/16/2028		163.95	163.95
04/15/2026	Principal Paydown	89238DAD0	40,732.98	TAOT 2024-A A3 4.83 10/16/2028	2,951.37		2,951.37
04/15/2026	Coupon	89239FAD4	30,099.65	TAOT 2023-D A3 5.54 08/15/2028		140.05	140.05

# CASH FLOW REPORT



City of Bell | Account # [REDACTED] | As of March 31, 2026

Payment Date	Transaction Type	CUSIP	Quantity	Security Description	Principal Amount	Income	Total Amount
04/15/2026	Principal Paydown	89239FAD4	30,099.65	TAOT 2023-D A3 5.54 08/15/2028	2,315.46		2,315.46
04/15/2026	Coupon	91282CKJ9	140,000.00	UNITED STATES TREASURY 4.5 04/15/2027		3,150.00	3,150.00
04/15/2026	Coupon	91282CMW8	300,000.00	UNITED STATES TREASURY 3.75 04/15/2028		5,625.00	5,625.00
04/15/2026	Coupon	91282CPC9	300,000.00	UNITED STATES TREASURY 3.5 10/15/2028		5,250.00	5,250.00
04/15/2026	Coupon	92970QAA3	100,000.00	WFCIT 2024-1 A 4.94 02/15/2029		411.67	411.67
04/15/2026	Coupon	92970QAJ4	90,000.00	WFCIT 2025-1 A 4.34 05/15/2030		325.50	325.50
04/16/2026	Coupon	362549AD9	30,000.00	GMCAR 2025-2 A3 4.28 04/16/2030		107.00	107.00
04/16/2026	Coupon	362583AD8	10,863.88	GMCAR 2023-2 A3 4.47 02/16/2028		42.97	42.97
04/16/2026	Principal Paydown	362583AD8	10,863.88	GMCAR 2023-2 A3 4.47 02/16/2028	1,472.49		1,472.49
04/16/2026	Coupon	38014AAD3	35,000.00	GMCAR 2024-4 A3 4.4 08/16/2029		128.33	128.33
04/20/2026	Coupon	36269FAD8	11,178.74	GMALT 2024-1 A3 5.09 03/22/2027		47.07	47.07
04/20/2026	Principal Paydown	36269FAD8	11,178.74	GMALT 2024-1 A3 5.09 03/22/2027	8,061.08		8,061.08
04/20/2026	Coupon	38012QAD0	29,159.24	GMALT 2024-3 A3 4.21 10/20/2027		102.30	102.30
04/20/2026	Principal Paydown	38012QAD0	29,159.24	GMALT 2024-3 A3 4.21 10/20/2027	5,177.66		5,177.66
04/20/2026	Coupon	61748UAK8	120,000.00	MORGAN STANLEY 4.133 10/18/2029		2,424.69	2,424.69
04/21/2026	Coupon	38141GD27	120,000.00	GOLDMAN SACHS GROUP INC 4.153 10/21/2029		2,491.80	2,491.80
04/21/2026	Coupon	438123AC5	19,381.68	HAROT 2023-4 A3 5.67 06/21/2028		94.23	94.23
04/21/2026	Principal Paydown	438123AC5	19,381.68	HAROT 2023-4 A3 5.67 06/21/2028	1,624.91		1,624.91
04/21/2026	Coupon	43815CAD0	60,000.00	HAROT 2026-1 A3 3.78 09/23/2030		189.00	189.00
04/21/2026	Coupon	43815JAC7	2,417.33	HAROT 2023-1 A3 5.04 04/21/2027		13.89	13.89
04/21/2026	Principal Paydown	43815JAC7	2,417.33	HAROT 2023-1 A3 5.04 04/21/2027	1,056.56		1,056.56
04/23/2026	Coupon	46647PAR7	35,000.00	JPMORGAN CHASE & CO 4.005 04/23/2029		700.88	700.88
04/23/2026	Coupon	95000U3T8	150,000.00	WELLS FARGO & CO 4.97 04/23/2029		3,727.50	3,727.50
04/27/2026	Coupon	096912AD2	30,000.00	BMWLT 2025-1 A3 4.43 06/26/2028		110.75	110.75
04/27/2026	Coupon	3137BVZ82	108,969.74	FHMS K-063 A2 3.43 01/25/2027		311.47	311.47
04/27/2026	Principal Paydown	3137BVZ82	108,969.74	FHMS K-063 A2 3.43 01/25/2027	246.93		246.93
04/27/2026	Coupon	3137FETN0	160,000.00	FHMS K-073 A2 3.35 01/25/2028		446.67	446.67
04/27/2026	Coupon	3137FHPJ6	110,000.00	FHMS K-080 A2 3.926 07/25/2028		359.88	359.88
04/27/2026	Coupon	3137FJEH8	105,000.00	FHMS K-081 A2 3.9 08/25/2028		341.25	341.25
04/27/2026	Coupon	3137FJKE8	54,000.00	FHMS K-082 A2 3.92 09/25/2028		176.40	176.40
04/27/2026	Coupon	3137FJXV6	100,000.00	FHMS K-083 A2 4.05 09/25/2028		337.50	337.50

# CASH FLOW REPORT



City of Bell | Account # [REDACTED] | As of March 31, 2026

Payment Date	Transaction Type	CUSIP	Quantity	Security Description	Principal Amount	Income	Total Amount
04/27/2026	Coupon	3137FKZZ2	110,000.00	FHMS K-088 A2 3.69 01/25/2029		338.25	338.25
04/27/2026	Coupon	3137H4BY5	110,000.00	FHMS K-746 A2 2.031 09/25/2028		186.18	186.18
04/27/2026	Coupon	3137H5YC5	115,000.00	FHMS K-748 A2 2.26 01/25/2029		216.58	216.58
04/30/2026	Coupon	09247XAP6	150,000.00	BLACKROCK FINANCE INC 3.25 04/30/2029		2,437.50	2,437.50
<b>April 2026 Total</b>					<b>40,459.71</b>	<b>44,927.53</b>	<b>85,387.25</b>
<b>MAY 2026</b>							
05/06/2026	Coupon	3133ERDS7	225,000.00	FEDERAL FARM CREDIT BANKS FUNDING CORP 4.75 05/06/2027		5,343.75	5,343.75
05/07/2026	Coupon	69371RU20	110,000.00	PACCAR FINANCIAL CORP 4.0 11/07/2028		2,200.00	2,200.00
05/11/2026	Coupon	06051GMT3	150,000.00	BANK OF AMERICA CORP 4.623 05/09/2029		3,467.25	3,467.25
05/11/2026	Coupon	665859AW4	150,000.00	NORTHERN TRUST CORP 4.0 05/10/2027		3,000.00	3,000.00
05/14/2026	Coupon	14913UBD1	110,000.00	CATERPILLAR FINANCIAL SERVICES CORP 3.95 11/14/2028		2,172.50	2,172.50
05/15/2026	Coupon	02079KAV9	45,000.00	ALPHABET INC 3.875 11/15/2028		915.47	915.47
05/15/2026	Coupon	02582JKD1	115,000.00	AMXCA 2023-3 A 5.23 09/15/2026		501.21	501.21
05/15/2026	Coupon	02582JKH2	100,000.00	AMXCA 2024-1 A 5.23 04/16/2029		435.83	435.83
05/15/2026	Coupon	34532BAG6	55,000.00	FORDO 2025-B A3 3.91 04/15/2030		179.21	179.21
05/15/2026	Coupon	437921AD1	35,000.00	HAROT 252 A3 4.15 10/15/2029		121.04	121.04
05/15/2026	Coupon	448973AD9	36,842.15	HART 2024-A A3 4.99 02/15/2029		146.05	146.05
05/15/2026	Principal Paydown	448973AD9	36,842.15	HART 2024-A A3 4.99 02/15/2029	2,280.48		2,280.48
05/15/2026	Coupon	448976AD2	50,000.00	HART 2024-C A3 4.41 05/15/2029		183.75	183.75
05/15/2026	Coupon	44934QAD3	30,000.00	HART 2024-B A3 4.84 03/15/2029		119.74	119.74
05/15/2026	Principal Paydown	44934QAD3	30,000.00	HART 2024-B A3 4.84 03/15/2029	1,671.92		1,671.92
05/15/2026	Coupon	44935XAD7	45,000.00	HART 2025-B A3 4.36 12/17/2029		163.50	163.50
05/15/2026	Coupon	47787CAC7	53,438.07	JDOT 2023-C A3 5.48 05/15/2028		223.99	223.99
05/15/2026	Principal Paydown	47787CAC7	53,438.07	JDOT 2023-C A3 5.48 05/15/2028	5,809.37		5,809.37
05/15/2026	Coupon	58768YAD7	60,000.00	MBALT 2025-A A3 4.61 04/16/2029		230.50	230.50
05/15/2026	Coupon	58769GAD5	39,560.62	MBALT 2024-B A3 4.23 02/15/2028		98.76	98.76
05/15/2026	Principal Paydown	58769GAD5	39,560.62	MBALT 2024-B A3 4.23 02/15/2028	5,209.96		5,209.96
05/15/2026	Coupon	58770AAC7	5,319.33	MBART 2023-1 A3 4.51 11/15/2027		17.73	17.73
05/15/2026	Principal Paydown	58770AAC7	5,319.33	MBART 2023-1 A3 4.51 11/15/2027	933.26		933.26
05/15/2026	Coupon	58770YAD3	35,000.00	MBALT 2026-A A3 3.93 01/15/2030		114.63	114.63

# CASH FLOW REPORT



City of Bell | Account # [REDACTED] | As of March 31, 2026

Payment Date	Transaction Type	CUSIP	Quantity	Security Description	Principal Amount	Income	Total Amount
05/15/2026	Coupon	89231HAD8	35,000.00	TAOT 2025-B A3 4.34 11/15/2029		126.58	126.58
05/15/2026	Coupon	89238DAD0	40,732.98	TAOT 2024-A A3 4.83 10/16/2028		152.07	152.07
05/15/2026	Principal Paydown	89238DAD0	40,732.98	TAOT 2024-A A3 4.83 10/16/2028	2,850.18		2,850.18
05/15/2026	Coupon	89239FAD4	30,099.65	TAOT 2023-D A3 5.54 08/15/2028		129.36	129.36
05/15/2026	Principal Paydown	89239FAD4	30,099.65	TAOT 2023-D A3 5.54 08/15/2028	2,227.06		2,227.06
05/15/2026	Coupon	9128285M8	250,000.00	UNITED STATES TREASURY 3.125 11/15/2028		3,906.25	3,906.25
05/15/2026	Coupon	912828R36	265,000.00	UNITED STATES TREASURY 1.625 05/15/2026		2,153.13	2,153.13
05/15/2026	Final Maturity	912828R36	265,000.00	UNITED STATES TREASURY 1.625 05/15/2026	265,000.00		265,000.00
05/15/2026	Coupon	912828U24	265,000.00	UNITED STATES TREASURY 2.0 11/15/2026		2,650.00	2,650.00
05/15/2026	Coupon	912828X88	275,000.00	UNITED STATES TREASURY 2.375 05/15/2027		3,265.63	3,265.63
05/15/2026	Coupon	92970QAA3	100,000.00	WFCIT 2024-1 A 4.94 02/15/2029		411.67	411.67
05/15/2026	Coupon	92970QAJ4	90,000.00	WFCIT 2025-1 A 4.34 05/15/2030		325.50	325.50
05/18/2026	Coupon	3130AXU63	160,000.00	FEDERAL HOME LOAN BANKS 4.625 11/17/2026		3,700.00	3,700.00
05/18/2026	Coupon	362549AD9	30,000.00	GMCAR 2025-2 A3 4.28 04/16/2030		107.00	107.00
05/18/2026	Coupon	362583AD8	10,863.88	GMCAR 2023-2 A3 4.47 02/16/2028		37.49	37.49
05/18/2026	Principal Paydown	362583AD8	10,863.88	GMCAR 2023-2 A3 4.47 02/16/2028	1,418.92		1,418.92
05/18/2026	Coupon	38014AAD3	35,000.00	GMCAR 2024-4 A3 4.4 08/16/2029		128.33	128.33
05/18/2026	Coupon	58933YBH7	30,000.00	MERCK & CO INC 4.05 05/17/2028		607.50	607.50
05/20/2026	Coupon	023135CS3	70,000.00	AMAZON.COM INC 3.9 11/20/2028		1,365.00	1,365.00
05/20/2026	Coupon	3133ERFJ5	115,000.00	FEDERAL FARM CREDIT BANKS FUNDING CORP 4.5 05/20/2027		2,587.50	2,587.50
05/20/2026	Coupon	36269FAD8	11,178.74	GMALT 2024-1 A3 5.09 03/22/2027		12.87	12.87
05/20/2026	Effective Maturity	36269FAD8	11,178.74	GMALT 2024-1 A3 5.09 03/22/2027	3,034.91		3,034.91
05/20/2026	Coupon	38012QAD0	29,159.24	GMALT 2024-3 A3 4.21 10/20/2027		84.14	84.14
05/20/2026	Principal Paydown	38012QAD0	29,159.24	GMALT 2024-3 A3 4.21 10/20/2027	5,059.19		5,059.19
05/21/2026	Coupon	438123AC5	19,381.68	HAROT 2023-4 A3 5.67 06/21/2028		86.56	86.56
05/21/2026	Principal Paydown	438123AC5	19,381.68	HAROT 2023-4 A3 5.67 06/21/2028	1,565.34		1,565.34
05/21/2026	Coupon	43815CAD0	60,000.00	HAROT 2026-1 A3 3.78 09/23/2030		189.00	189.00
05/21/2026	Coupon	43815JAC7	2,417.33	HAROT 2023-1 A3 5.04 04/21/2027		9.45	9.45
05/21/2026	Principal Paydown	43815JAC7	2,417.33	HAROT 2023-1 A3 5.04 04/21/2027	1,018.64		1,018.64
05/25/2026	Coupon	096912AD2	30,000.00	BMWLT 2025-1 A3 4.43 06/26/2028		110.75	110.75

# CASH FLOW REPORT



City of Bell | Account # [REDACTED] | As of March 31, 2026

Payment Date	Transaction Type	CUSIP	Quantity	Security Description	Principal Amount	Income	Total Amount
05/25/2026	Coupon	3137BVZ82	108,969.74	FHMS K-063 A2 3.43 01/25/2027		310.77	310.77
05/25/2026	Principal Paydown	3137BVZ82	108,969.74	FHMS K-063 A2 3.43 01/25/2027	262.36		262.36
05/25/2026	Coupon	3137FETN0	160,000.00	FHMS K-073 A2 3.35 01/25/2028		446.67	446.67
05/25/2026	Coupon	3137FHPJ6	110,000.00	FHMS K-080 A2 3.926 07/25/2028		359.88	359.88
05/25/2026	Coupon	3137FJEH8	105,000.00	FHMS K-081 A2 3.9 08/25/2028		341.25	341.25
05/25/2026	Coupon	3137FJKE8	54,000.00	FHMS K-082 A2 3.92 09/25/2028		176.40	176.40
05/25/2026	Coupon	3137FJXV6	100,000.00	FHMS K-083 A2 4.05 09/25/2028		337.50	337.50
05/25/2026	Coupon	3137FKZZ2	110,000.00	FHMS K-088 A2 3.69 01/25/2029		338.25	338.25
05/25/2026	Coupon	3137H4BY5	110,000.00	FHMS K-746 A2 2.031 09/25/2028		186.18	186.18
05/25/2026	Coupon	3137H5YC5	115,000.00	FHMS K-748 A2 2.26 01/25/2029		216.58	216.58
<b>May 2026 Total</b>					<b>298,341.59</b>	<b>44,494.13</b>	<b>342,835.73</b>
<b>JUNE 2026</b>							
06/01/2026	Coupon	26444HAH4	150,000.00	DUKE ENERGY FLORIDA LLC 2.5 12/01/2029		1,875.00	1,875.00
06/15/2026	Coupon	02582JKD1	115,000.00	AMXCA 2023-3 A 5.23 09/15/2026		501.21	501.21
06/15/2026	Coupon	02582JKH2	100,000.00	AMXCA 2024-1 A 5.23 04/16/2029		435.83	435.83
06/15/2026	Coupon	3133EPN50	110,000.00	FEDERAL FARM CREDIT BANKS FUNDING CORP 4.25 12/15/2028		2,337.50	2,337.50
06/15/2026	Coupon	34532BAG6	55,000.00	FORDO 2025-B A3 3.91 04/15/2030		179.21	179.21
06/15/2026	Coupon	437921AD1	35,000.00	HAROT 252 A3 4.15 10/15/2029		121.04	121.04
06/15/2026	Coupon	448973AD9	36,842.15	HART 2024-A A3 4.99 02/15/2029		136.56	136.56
06/15/2026	Principal Paydown	448973AD9	36,842.15	HART 2024-A A3 4.99 02/15/2029	2,248.82		2,248.82
06/15/2026	Coupon	448976AD2	50,000.00	HART 2024-C A3 4.41 05/15/2029		183.75	183.75
06/15/2026	Coupon	44934QAD3	30,000.00	HART 2024-B A3 4.84 03/15/2029		113.00	113.00
06/15/2026	Principal Paydown	44934QAD3	30,000.00	HART 2024-B A3 4.84 03/15/2029	1,639.72		1,639.72
06/15/2026	Coupon	44935XAD7	45,000.00	HART 2025-B A3 4.36 12/17/2029		163.50	163.50
06/15/2026	Coupon	47787CAC7	53,438.07	JDOT 2023-C A3 5.48 05/15/2028		197.46	197.46
06/15/2026	Principal Paydown	47787CAC7	53,438.07	JDOT 2023-C A3 5.48 05/15/2028	5,015.81		5,015.81
06/15/2026	Coupon	58768YAD7	60,000.00	MBALT 2025-A A3 4.61 04/16/2029		230.50	230.50
06/15/2026	Coupon	58769GAD5	39,560.62	MBALT 2024-B A3 4.23 02/15/2028		80.39	80.39
06/15/2026	Principal Paydown	58769GAD5	39,560.62	MBALT 2024-B A3 4.23 02/15/2028	4,766.39		4,766.39
06/15/2026	Coupon	58770AAC7	5,319.33	MBART 2023-1 A3 4.51 11/15/2027		14.22	14.22
06/15/2026	Principal Paydown	58770AAC7	5,319.33	MBART 2023-1 A3 4.51 11/15/2027	919.34		919.34

# CASH FLOW REPORT



City of Bell | Account # [REDACTED] | As of March 31, 2026

Payment Date	Transaction Type	CUSIP	Quantity	Security Description	Principal Amount	Income	Total Amount
06/15/2026	Coupon	58770YAD3	35,000.00	MBALT 2026-A A3 3.93 01/15/2030		114.63	114.63
06/15/2026	Coupon	87612EBU9	45,000.00	TARGET CORP 4.35 06/15/2028		978.75	978.75
06/15/2026	Coupon	89231HAD8	35,000.00	TAOT 2025-B A3 4.34 11/15/2029		126.58	126.58
06/15/2026	Coupon	89238DAD0	40,732.98	TAOT 2024-A A3 4.83 10/16/2028		140.60	140.60
06/15/2026	Principal Paydown	89238DAD0	40,732.98	TAOT 2024-A A3 4.83 10/16/2028	2,802.99		2,802.99
06/15/2026	Coupon	89239FAD4	30,099.65	TAOT 2023-D A3 5.54 08/15/2028		119.07	119.07
06/15/2026	Principal Paydown	89239FAD4	30,099.65	TAOT 2023-D A3 5.54 08/15/2028	1,993.57		1,993.57
06/15/2026	Coupon	92970QAA3	100,000.00	WFCIT 2024-1 A 4.94 02/15/2029		411.67	411.67
06/15/2026	Coupon	92970QAJ4	90,000.00	WFCIT 2025-1 A 4.34 05/15/2030		325.50	325.50
06/16/2026	Coupon	362549AD9	30,000.00	GMCAR 2025-2 A3 4.28 04/16/2030		107.00	107.00
06/16/2026	Coupon	362583AD8	10,863.88	GMCAR 2023-2 A3 4.47 02/16/2028		32.20	32.20
06/16/2026	Principal Paydown	362583AD8	10,863.88	GMCAR 2023-2 A3 4.47 02/16/2028	1,396.43		1,396.43
06/16/2026	Coupon	38014AAD3	35,000.00	GMCAR 2024-4 A3 4.4 08/16/2029		128.33	128.33
06/16/2026	Principal Paydown	38014AAD3	35,000.00	GMCAR 2024-4 A3 4.4 08/16/2029	150.75		150.75
06/22/2026	Coupon	17305EHA6	130,000.00	CCCIT 2025-A1 A1 4.3 06/21/2030		2,795.00	2,795.00
06/22/2026	Coupon	38012QAD0	29,159.24	GMALT 2024-3 A3 4.21 10/20/2027		66.39	66.39
06/22/2026	Principal Paydown	38012QAD0	29,159.24	GMALT 2024-3 A3 4.21 10/20/2027	4,713.13		4,713.13
06/22/2026	Coupon	438123AC5	19,381.68	HAROT 2023-4 A3 5.67 06/21/2028		79.16	79.16
06/22/2026	Principal Paydown	438123AC5	19,381.68	HAROT 2023-4 A3 5.67 06/21/2028	1,316.90		1,316.90
06/22/2026	Coupon	43815CAD0	60,000.00	HAROT 2026-1 A3 3.78 09/23/2030		189.00	189.00
06/22/2026	Coupon	43815JAC7	2,417.33	HAROT 2023-1 A3 5.04 04/21/2027		5.17	5.17
06/22/2026	Principal Paydown	43815JAC7	2,417.33	HAROT 2023-1 A3 5.04 04/21/2027	994.41		994.41
06/25/2026	Coupon	096912AD2	30,000.00	BMWLT 2025-1 A3 4.43 06/26/2028		110.75	110.75
06/25/2026	Coupon	3137BVZ82	108,969.74	FHMS K-063 A2 3.43 01/25/2027		310.02	310.02
06/25/2026	Principal Paydown	3137BVZ82	108,969.74	FHMS K-063 A2 3.43 01/25/2027	247.71		247.71
06/25/2026	Coupon	3137FETN0	160,000.00	FHMS K-073 A2 3.35 01/25/2028		446.67	446.67
06/25/2026	Coupon	3137FHPJ6	110,000.00	FHMS K-080 A2 3.926 07/25/2028		359.88	359.88
06/25/2026	Coupon	3137FJEH8	105,000.00	FHMS K-081 A2 3.9 08/25/2028		341.25	341.25
06/25/2026	Coupon	3137FJKE8	54,000.00	FHMS K-082 A2 3.92 09/25/2028		176.40	176.40
06/25/2026	Coupon	3137FJXV6	100,000.00	FHMS K-083 A2 4.05 09/25/2028		337.50	337.50
06/25/2026	Coupon	3137FKZZ2	110,000.00	FHMS K-088 A2 3.69 01/25/2029		338.25	338.25
06/25/2026	Coupon	3137H4BY5	110,000.00	FHMS K-746 A2 2.031 09/25/2028		186.18	186.18

# CASH FLOW REPORT



City of Bell | Account # [REDACTED] | As of March 31, 2026

Payment Date	Transaction Type	CUSIP	Quantity	Security Description	Principal Amount	Income	Total Amount
06/25/2026	Coupon	3137H5YC5	115,000.00	FHMS K-748 A2 2.26 01/25/2029		216.58	216.58
06/25/2026	Coupon	437076DC3	75,000.00	HOME DEPOT INC 4.75 06/25/2029		1,781.25	1,781.25
06/30/2026	Coupon	91282CGB1	200,000.00	UNITED STATES TREASURY 3.875 12/31/2029		3,875.00	3,875.00
06/30/2026	Coupon	91282CGC9	300,000.00	UNITED STATES TREASURY 3.875 12/31/2027		5,812.50	5,812.50
06/30/2026	Coupon	91282CHK0	200,000.00	UNITED STATES TREASURY 4.0 06/30/2028		4,000.00	4,000.00
06/30/2026	Coupon	91282CJR3	150,000.00	UNITED STATES TREASURY 3.75 12/31/2028		2,812.50	2,812.50
<b>June 2026 Total</b>					<b>28,205.97</b>	<b>33,292.95</b>	<b>61,498.92</b>
<b>JULY 2026</b>							
07/07/2026	Coupon	24422EXZ7	95,000.00	JOHN DEERE CAPITAL CORP 4.65 01/07/2028		2,208.75	2,208.75
07/13/2026	Coupon	459058KT9	140,000.00	INTERNATIONAL BANK FOR RECONSTRUCTION AND DEVELOPM 3.5 07/12/2028		2,450.00	2,450.00
07/15/2026	Coupon	02582JKD1	115,000.00	AMXCA 2023-3 A 5.23 09/15/2026		501.21	501.21
07/15/2026	Coupon	02582JKH2	100,000.00	AMXCA 2024-1 A 5.23 04/16/2029		435.83	435.83
07/15/2026	Coupon	34532BAG6	55,000.00	FORDO 2025-B A3 3.91 04/15/2030		179.21	179.21
07/15/2026	Coupon	437921AD1	35,000.00	HAROT 252 A3 4.15 10/15/2029		121.04	121.04
07/15/2026	Coupon	448973AD9	36,842.15	HART 2024-A A3 4.99 02/15/2029		127.21	127.21
07/15/2026	Principal Paydown	448973AD9	36,842.15	HART 2024-A A3 4.99 02/15/2029	2,205.06		2,205.06
07/15/2026	Coupon	448976AD2	50,000.00	HART 2024-C A3 4.41 05/15/2029		183.75	183.75
07/15/2026	Coupon	44934QAD3	30,000.00	HART 2024-B A3 4.84 03/15/2029		106.38	106.38
07/15/2026	Principal Paydown	44934QAD3	30,000.00	HART 2024-B A3 4.84 03/15/2029	1,608.45		1,608.45
07/15/2026	Coupon	44935XAD7	45,000.00	HART 2025-B A3 4.36 12/17/2029		163.50	163.50
07/15/2026	Coupon	45950KDF4	80,000.00	INTERNATIONAL FINANCE CORP 4.375 01/15/2027		1,750.40	1,750.40
07/15/2026	Coupon	47787CAC7	53,438.07	JDOT 2023-C A3 5.48 05/15/2028		174.55	174.55
07/15/2026	Principal Paydown	47787CAC7	53,438.07	JDOT 2023-C A3 5.48 05/15/2028	5,291.22		5,291.22
07/15/2026	Coupon	58768YAD7	60,000.00	MBALT 2025-A A3 4.61 04/16/2029		230.50	230.50
07/15/2026	Coupon	58769GAD5	39,560.62	MBALT 2024-B A3 4.23 02/15/2028		63.59	63.59
07/15/2026	Principal Paydown	58769GAD5	39,560.62	MBALT 2024-B A3 4.23 02/15/2028	4,266.74		4,266.74
07/15/2026	Coupon	58770AAC7	5,319.33	MBART 2023-1 A3 4.51 11/15/2027		10.77	10.77
07/15/2026	Principal Paydown	58770AAC7	5,319.33	MBART 2023-1 A3 4.51 11/15/2027	902.17		902.17
07/15/2026	Coupon	58770YAD3	35,000.00	MBALT 2026-A A3 3.93 01/15/2030		114.63	114.63
07/15/2026	Coupon	89231HAD8	35,000.00	TAOT 2025-B A3 4.34 11/15/2029		126.58	126.58

# CASH FLOW REPORT



City of Bell | Account # [REDACTED] | As of March 31, 2026

Payment Date	Transaction Type	CUSIP	Quantity	Security Description	Principal Amount	Income	Total Amount
07/15/2026	Coupon	89238DAD0	40,732.98	TAOT 2024-A A3 4.83 10/16/2028		129.32	129.32
07/15/2026	Principal Paydown	89238DAD0	40,732.98	TAOT 2024-A A3 4.83 10/16/2028	2,742.18		2,742.18
07/15/2026	Coupon	89239FAD4	30,099.65	TAOT 2023-D A3 5.54 08/15/2028		109.87	109.87
07/15/2026	Principal Paydown	89239FAD4	30,099.65	TAOT 2023-D A3 5.54 08/15/2028	1,956.30		1,956.30
07/15/2026	Coupon	91282CNM9	270,000.00	UNITED STATES TREASURY 3.875 07/15/2028		5,231.25	5,231.25
07/15/2026	Coupon	92970QAA3	100,000.00	WFCIT 2024-1 A 4.94 02/15/2029		411.67	411.67
07/15/2026	Coupon	92970QAJ4	90,000.00	WFCIT 2025-1 A 4.34 05/15/2030		325.50	325.50
07/16/2026	Coupon	362549AD9	30,000.00	GMCAR 2025-2 A3 4.28 04/16/2030		107.00	107.00
07/16/2026	Coupon	362583AD8	10,863.88	GMCAR 2023-2 A3 4.47 02/16/2028		27.00	27.00
07/16/2026	Principal Paydown	362583AD8	10,863.88	GMCAR 2023-2 A3 4.47 02/16/2028	1,366.20		1,366.20
07/16/2026	Coupon	38014AAD3	35,000.00	GMCAR 2024-4 A3 4.4 08/16/2029		127.78	127.78
07/16/2026	Principal Paydown	38014AAD3	35,000.00	GMCAR 2024-4 A3 4.4 08/16/2029	1,808.43		1,808.43
07/20/2026	Coupon	025816EJ4	120,000.00	AMERICAN EXPRESS CO 4.351 07/20/2029		2,610.60	2,610.60
07/20/2026	Coupon	38012QAD0	29,159.24	GMALT 2024-3 A3 4.21 10/20/2027		49.85	49.85
07/20/2026	Principal Paydown	38012QAD0	29,159.24	GMALT 2024-3 A3 4.21 10/20/2027	4,292.53		4,292.53
07/21/2026	Coupon	438123AC5	19,381.68	HAROT 2023-4 A3 5.67 06/21/2028		72.94	72.94
07/21/2026	Principal Paydown	438123AC5	19,381.68	HAROT 2023-4 A3 5.67 06/21/2028	1,287.76		1,287.76
07/21/2026	Coupon	43815CAD0	60,000.00	HAROT 2026-1 A3 3.78 09/23/2030		189.00	189.00
07/21/2026	Coupon	43815JAC7	2,417.33	HAROT 2023-1 A3 5.04 04/21/2027		1.00	1.00
07/21/2026	Effective Maturity	43815JAC7	2,417.33	HAROT 2023-1 A3 5.04 04/21/2027	237.16		237.16
07/22/2026	Coupon	06406RCG0	150,000.00	BANK OF NEW YORK MELLON CORP 4.026 01/22/2030		3,019.50	3,019.50
07/24/2026	Coupon	46647PEU6	65,000.00	JPMORGAN CHASE & CO 4.915 01/24/2029		1,597.38	1,597.38
07/27/2026	Coupon	096912AD2	30,000.00	BMWLT 2025-1 A3 4.43 06/26/2028		110.75	110.75
07/27/2026	Coupon	3137BVZ82	108,969.74	FHMS K-063 A2 3.43 01/25/2027		309.31	309.31
07/27/2026	Principal Paydown	3137BVZ82	108,969.74	FHMS K-063 A2 3.43 01/25/2027	263.01		263.01
07/27/2026	Coupon	3137FETN0	160,000.00	FHMS K-073 A2 3.35 01/25/2028		446.67	446.67
07/27/2026	Coupon	3137FHPJ6	110,000.00	FHMS K-080 A2 3.926 07/25/2028		359.88	359.88
07/27/2026	Coupon	3137FJEH8	105,000.00	FHMS K-081 A2 3.9 08/25/2028		341.25	341.25
07/27/2026	Coupon	3137FJKE8	54,000.00	FHMS K-082 A2 3.92 09/25/2028		176.40	176.40
07/27/2026	Coupon	3137FJXV6	100,000.00	FHMS K-083 A2 4.05 09/25/2028		337.50	337.50
07/27/2026	Coupon	3137FKZZ2	110,000.00	FHMS K-088 A2 3.69 01/25/2029		338.25	338.25

# CASH FLOW REPORT



City of Bell | Account # [REDACTED] | As of March 31, 2026

Payment Date	Transaction Type	CUSIP	Quantity	Security Description	Principal Amount	Income	Total Amount
07/27/2026	Coupon	3137H4BY5	110,000.00	FHMS K-746 A2 2.031 09/25/2028		186.18	186.18
07/27/2026	Coupon	3137H5YC5	115,000.00	FHMS K-748 A2 2.26 01/25/2029		216.58	216.58
07/31/2026	Coupon	91282CJW2	140,000.00	UNITED STATES TREASURY 4.0 01/31/2029		2,800.00	2,800.00
<b>July 2026 Total</b>					<b>28,227.22</b>	<b>28,580.32</b>	<b>56,807.54</b>
<b>AUGUST 2026</b>							
08/03/2026	Coupon	4581X0EM6	215,000.00	INTER-AMERICAN DEVELOPMENT BANK 4.375 02/01/2027		4,703.13	4,703.13
08/03/2026	Coupon	459058KW2	115,000.00	INTERNATIONAL BANK FOR RECONSTRUCTION AND DEVELOPM 4.625 08/01/2028		2,659.38	2,659.38
08/03/2026	Coupon	74340XBL4	140,000.00	PROLOGIS LP 4.375 02/01/2029		3,062.50	3,062.50
08/03/2026	Coupon	756109CW2	140,000.00	REALTY INCOME CORP 3.95 02/01/2029		2,765.00	2,765.00
08/12/2026	Coupon	92826CAY8	95,000.00	VISA INC 3.8 02/12/2029		1,805.00	1,805.00
08/17/2026	Coupon	02582JKD1	115,000.00	AMXCA 2023-3 A 5.23 09/15/2026		501.21	501.21
08/17/2026	Coupon	02582JKH2	100,000.00	AMXCA 2024-1 A 5.23 04/16/2029		435.83	435.83
08/17/2026	Coupon	34532BAG6	55,000.00	FORDO 2025-B A3 3.91 04/15/2030		179.21	179.21
08/17/2026	Coupon	362549AD9	30,000.00	GMCAR 2025-2 A3 4.28 04/16/2030		107.00	107.00
08/17/2026	Coupon	362583AD8	10,863.88	GMCAR 2023-2 A3 4.47 02/16/2028		21.91	21.91
08/17/2026	Principal Paydown	362583AD8	10,863.88	GMCAR 2023-2 A3 4.47 02/16/2028	1,296.34		1,296.34
08/17/2026	Coupon	38014AAD3	35,000.00	GMCAR 2024-4 A3 4.4 08/16/2029		121.15	121.15
08/17/2026	Principal Paydown	38014AAD3	35,000.00	GMCAR 2024-4 A3 4.4 08/16/2029	1,960.01		1,960.01
08/17/2026	Coupon	437921AD1	35,000.00	HAROT 252 A3 4.15 10/15/2029		121.04	121.04
08/17/2026	Coupon	448973AD9	36,842.15	HART 2024-A A3 4.99 02/15/2029		118.04	118.04
08/17/2026	Principal Paydown	448973AD9	36,842.15	HART 2024-A A3 4.99 02/15/2029	2,147.71		2,147.71
08/17/2026	Coupon	448976AD2	50,000.00	HART 2024-C A3 4.41 05/15/2029		183.75	183.75
08/17/2026	Principal Paydown	448976AD2	50,000.00	HART 2024-C A3 4.41 05/15/2029	1,864.53		1,864.53
08/17/2026	Coupon	44934QAD3	30,000.00	HART 2024-B A3 4.84 03/15/2029		99.90	99.90
08/17/2026	Principal Paydown	44934QAD3	30,000.00	HART 2024-B A3 4.84 03/15/2029	1,566.14		1,566.14
08/17/2026	Coupon	44935XAD7	45,000.00	HART 2025-B A3 4.36 12/17/2029		163.50	163.50
08/17/2026	Coupon	47787CAC7	53,438.07	JDOT 2023-C A3 5.48 05/15/2028		150.39	150.39
08/17/2026	Principal Paydown	47787CAC7	53,438.07	JDOT 2023-C A3 5.48 05/15/2028	3,784.90		3,784.90
08/17/2026	Coupon	58768YAD7	60,000.00	MBALT 2025-A A3 4.61 04/16/2029		230.50	230.50
08/17/2026	Coupon	58769GAD5	39,560.62	MBALT 2024-B A3 4.23 02/15/2028		48.55	48.55

# CASH FLOW REPORT



City of Bell | Account # [REDACTED] | As of March 31, 2026

Payment Date	Transaction Type	CUSIP	Quantity	Security Description	Principal Amount	Income	Total Amount
08/17/2026	Principal Paydown	58769GAD5	39,560.62	MBALT 2024-B A3 4.23 02/15/2028	3,895.57		3,895.57
08/17/2026	Coupon	58770AAC7	5,319.33	MBART 2023-1 A3 4.51 11/15/2027		7.38	7.38
08/17/2026	Principal Paydown	58770AAC7	5,319.33	MBART 2023-1 A3 4.51 11/15/2027	881.75		881.75
08/17/2026	Coupon	58770YAD3	35,000.00	MBALT 2026-A A3 3.93 01/15/2030		114.63	114.63
08/17/2026	Coupon	89231HAD8	35,000.00	TAOT 2025-B A3 4.34 11/15/2029		126.58	126.58
08/17/2026	Coupon	89238DAD0	40,732.98	TAOT 2024-A A3 4.83 10/16/2028		118.28	118.28
08/17/2026	Principal Paydown	89238DAD0	40,732.98	TAOT 2024-A A3 4.83 10/16/2028	2,668.47		2,668.47
08/17/2026	Coupon	89239FAD4	30,099.65	TAOT 2023-D A3 5.54 08/15/2028		100.84	100.84
08/17/2026	Principal Paydown	89239FAD4	30,099.65	TAOT 2023-D A3 5.54 08/15/2028	1,780.95		1,780.95
08/17/2026	Coupon	91282CQA2	75,000.00	UNITED STATES TREASURY 3.5 02/15/2029		1,312.50	1,312.50
08/17/2026	Coupon	92970QAA3	100,000.00	WFCIT 2024-1 A 4.94 02/15/2029		411.67	411.67
08/17/2026	Coupon	92970QAJ4	90,000.00	WFCIT 2025-1 A 4.34 05/15/2030		325.50	325.50
08/20/2026	Coupon	38012QAD0	29,159.24	GMALT 2024-3 A3 4.21 10/20/2027		34.79	34.79
08/20/2026	Principal Paydown	38012QAD0	29,159.24	GMALT 2024-3 A3 4.21 10/20/2027	3,895.96		3,895.96
08/21/2026	Coupon	438123AC5	19,381.68	HAROT 2023-4 A3 5.67 06/21/2028		66.85	66.85
08/21/2026	Principal Paydown	438123AC5	19,381.68	HAROT 2023-4 A3 5.67 06/21/2028	1,252.82		1,252.82
08/21/2026	Coupon	43815CAD0	60,000.00	HAROT 2026-1 A3 3.78 09/23/2030		189.00	189.00
08/25/2026	Coupon	096912AD2	30,000.00	BMWLT 2025-1 A3 4.43 06/26/2028		110.75	110.75
08/25/2026	Coupon	3137BVZ82	108,969.74	FHMS K-063 A2 3.43 01/25/2027		308.56	308.56
08/25/2026	Principal Paydown	3137BVZ82	108,969.74	FHMS K-063 A2 3.43 01/25/2027	13,746.47		13,746.47
08/25/2026	Coupon	3137FETN0	160,000.00	FHMS K-073 A2 3.35 01/25/2028		446.67	446.67
08/25/2026	Principal Paydown	3137FETN0	160,000.00	FHMS K-073 A2 3.35 01/25/2028	24.08		24.08
08/25/2026	Coupon	3137FHPJ6	110,000.00	FHMS K-080 A2 3.926 07/25/2028		359.88	359.88
08/25/2026	Coupon	3137FJEH8	105,000.00	FHMS K-081 A2 3.9 08/25/2028		341.25	341.25
08/25/2026	Coupon	3137FJKE8	54,000.00	FHMS K-082 A2 3.92 09/25/2028		176.40	176.40
08/25/2026	Coupon	3137FJXV6	100,000.00	FHMS K-083 A2 4.05 09/25/2028		337.50	337.50
08/25/2026	Coupon	3137FKZZ2	110,000.00	FHMS K-088 A2 3.69 01/25/2029		338.25	338.25
08/25/2026	Coupon	3137H4BY5	110,000.00	FHMS K-746 A2 2.031 09/25/2028		186.18	186.18
08/25/2026	Coupon	3137H5YC5	115,000.00	FHMS K-748 A2 2.26 01/25/2029		216.58	216.58
08/31/2026	Coupon	91282CLK5	175,000.00	UNITED STATES TREASURY 3.625 08/31/2029		3,171.88	3,171.88
<b>August 2026 Total</b>					<b>40,765.71</b>	<b>26,278.88</b>	<b>67,044.59</b>
<b>SEPTEMBER 2026</b>							

# CASH FLOW REPORT



City of Bell | Account # [REDACTED] | As of March 31, 2026

Payment Date	Transaction Type	CUSIP	Quantity	Security Description	Principal Amount	Income	Total Amount
09/03/2026	Coupon	02665WFX4	120,000.00	AMERICAN HONDA FINANCE CORP 4.55 03/03/2028		2,730.00	2,730.00
09/09/2026	Coupon	002824BR0	130,000.00	ABBOTT LABORATORIES 3.7 03/09/2029		2,405.00	2,405.00
09/10/2026	Coupon	3130ATS57	275,000.00	FEDERAL HOME LOAN BANKS 4.5 03/10/2028		6,187.50	6,187.50
09/15/2026	Coupon	00287YDY2	70,000.00	ABBVIE INC 4.65 03/15/2028		1,627.50	1,627.50
09/15/2026	Coupon	02582JKD1	115,000.00	AMXCA 2023-3 A 5.23 09/15/2026		501.21	501.21
09/15/2026	Final Maturity	02582JKD1	115,000.00	AMXCA 2023-3 A 5.23 09/15/2026	115,000.00		115,000.00
09/15/2026	Coupon	02582JKH2	100,000.00	AMXCA 2024-1 A 5.23 04/16/2029		435.83	435.83
09/15/2026	Coupon	34532BAG6	55,000.00	FORDO 2025-B A3 3.91 04/15/2030		179.21	179.21
09/15/2026	Coupon	437921AD1	35,000.00	HAROT 252 A3 4.15 10/15/2029		121.04	121.04
09/15/2026	Coupon	448973AD9	36,842.15	HART 2024-A A3 4.99 02/15/2029		109.11	109.11
09/15/2026	Principal Paydown	448973AD9	36,842.15	HART 2024-A A3 4.99 02/15/2029	2,015.03		2,015.03
09/15/2026	Coupon	448976AD2	50,000.00	HART 2024-C A3 4.41 05/15/2029		176.90	176.90
09/15/2026	Principal Paydown	448976AD2	50,000.00	HART 2024-C A3 4.41 05/15/2029	2,852.89		2,852.89
09/15/2026	Coupon	44934QAD3	30,000.00	HART 2024-B A3 4.84 03/15/2029		93.58	93.58
09/15/2026	Principal Paydown	44934QAD3	30,000.00	HART 2024-B A3 4.84 03/15/2029	1,539.76		1,539.76
09/15/2026	Coupon	44935XAD7	45,000.00	HART 2025-B A3 4.36 12/17/2029		163.50	163.50
09/15/2026	Coupon	47787CAC7	53,438.07	JDOT 2023-C A3 5.48 05/15/2028		133.11	133.11
09/15/2026	Principal Paydown	47787CAC7	53,438.07	JDOT 2023-C A3 5.48 05/15/2028	2,786.26		2,786.26
09/15/2026	Coupon	58768YAD7	60,000.00	MBALT 2025-A A3 4.61 04/16/2029		230.50	230.50
09/15/2026	Coupon	58769GAD5	39,560.62	MBALT 2024-B A3 4.23 02/15/2028		34.82	34.82
09/15/2026	Principal Paydown	58769GAD5	39,560.62	MBALT 2024-B A3 4.23 02/15/2028	3,529.82		3,529.82
09/15/2026	Coupon	58770AAC7	5,319.33	MBART 2023-1 A3 4.51 11/15/2027		4.06	4.06
09/15/2026	Principal Paydown	58770AAC7	5,319.33	MBART 2023-1 A3 4.51 11/15/2027	683.39		683.39
09/15/2026	Coupon	58770YAD3	35,000.00	MBALT 2026-A A3 3.93 01/15/2030		114.63	114.63
09/15/2026	Coupon	89231HAD8	35,000.00	TAOT 2025-B A3 4.34 11/15/2029		126.58	126.58
09/15/2026	Coupon	89238DAD0	40,732.98	TAOT 2024-A A3 4.83 10/16/2028		107.54	107.54
09/15/2026	Principal Paydown	89238DAD0	40,732.98	TAOT 2024-A A3 4.83 10/16/2028	2,445.24		2,445.24
09/15/2026	Coupon	89239FAD4	30,099.65	TAOT 2023-D A3 5.54 08/15/2028		92.62	92.62
09/15/2026	Principal Paydown	89239FAD4	30,099.65	TAOT 2023-D A3 5.54 08/15/2028	1,748.93		1,748.93
09/15/2026	Coupon	91282CNY3	200,000.00	UNITED STATES TREASURY 3.375 09/15/2028		3,375.00	3,375.00
09/15/2026	Coupon	91282CQE4	280,000.00	UNITED STATES TREASURY 3.5 03/15/2029		4,900.00	4,900.00

# CASH FLOW REPORT



City of Bell | Account # [REDACTED] | As of March 31, 2026

Payment Date	Transaction Type	CUSIP	Quantity	Security Description	Principal Amount	Income	Total Amount
09/15/2026	Coupon	92970QAA3	100,000.00	WFCIT 2024-1 A 4.94 02/15/2029		411.67	411.67
09/15/2026	Coupon	92970QAJ4	90,000.00	WFCIT 2025-1 A 4.34 05/15/2030		325.50	325.50
09/16/2026	Coupon	362549AD9	30,000.00	GMCAR 2025-2 A3 4.28 04/16/2030		107.00	107.00
09/16/2026	Coupon	362583AD8	10,863.88	GMCAR 2023-2 A3 4.47 02/16/2028		17.08	17.08
09/16/2026	Principal Paydown	362583AD8	10,863.88	GMCAR 2023-2 A3 4.47 02/16/2028	1,210.16		1,210.16
09/16/2026	Coupon	38014AAD3	35,000.00	GMCAR 2024-4 A3 4.4 08/16/2029		113.96	113.96
09/16/2026	Principal Paydown	38014AAD3	35,000.00	GMCAR 2024-4 A3 4.4 08/16/2029	1,928.18		1,928.18
09/21/2026	Coupon	38012QAD0	29,159.24	GMALT 2024-3 A3 4.21 10/20/2027		21.12	21.12
09/21/2026	Principal Paydown	38012QAD0	29,159.24	GMALT 2024-3 A3 4.21 10/20/2027	3,736.90		3,736.90
09/21/2026	Coupon	438123AC5	19,381.68	HAROT 2023-4 A3 5.67 06/21/2028		60.93	60.93
09/21/2026	Principal Paydown	438123AC5	19,381.68	HAROT 2023-4 A3 5.67 06/21/2028	1,226.85		1,226.85
09/21/2026	Coupon	43815CAD0	60,000.00	HAROT 2026-1 A3 3.78 09/23/2030		189.00	189.00
09/21/2026	Coupon	459058LR2	70,000.00	INTERNATIONAL BANK FOR RECONSTRUCTION AND DEVELOPM 4.125 03/20/2030		1,443.75	1,443.75
09/25/2026	Coupon	096912AD2	30,000.00	BMWLT 2025-1 A3 4.43 06/26/2028		110.75	110.75
09/25/2026	Coupon	3137BVZ82	108,969.74	FHMS K-063 A2 3.43 01/25/2027		269.26	269.26
09/25/2026	Principal Paydown	3137BVZ82	108,969.74	FHMS K-063 A2 3.43 01/25/2027	220.36		220.36
09/25/2026	Coupon	3137FETN0	160,000.00	FHMS K-073 A2 3.35 01/25/2028		446.60	446.60
09/25/2026	Principal Paydown	3137FETN0	160,000.00	FHMS K-073 A2 3.35 01/25/2028	281.26		281.26
09/25/2026	Coupon	3137FHPJ6	110,000.00	FHMS K-080 A2 3.926 07/25/2028		359.88	359.88
09/25/2026	Coupon	3137FJEH8	105,000.00	FHMS K-081 A2 3.9 08/25/2028		341.25	341.25
09/25/2026	Coupon	3137FJKE8	54,000.00	FHMS K-082 A2 3.92 09/25/2028		176.40	176.40
09/25/2026	Coupon	3137FJXV6	100,000.00	FHMS K-083 A2 4.05 09/25/2028		337.50	337.50
09/25/2026	Coupon	3137FKZZ2	110,000.00	FHMS K-088 A2 3.69 01/25/2029		338.25	338.25
09/25/2026	Coupon	3137H4BY5	110,000.00	FHMS K-746 A2 2.031 09/25/2028		186.18	186.18
09/25/2026	Coupon	3137H5YC5	115,000.00	FHMS K-748 A2 2.26 01/25/2029		216.58	216.58
09/28/2026	Coupon	69371RT48	70,000.00	PACCAR FINANCIAL CORP 4.0 09/26/2029		1,400.00	1,400.00
09/30/2026	Coupon	912828YG9	200,000.00	UNITED STATES TREASURY 1.625 09/30/2026		1,625.00	1,625.00
09/30/2026	Final Maturity	912828YG9	200,000.00	UNITED STATES TREASURY 1.625 09/30/2026	200,000.00		200,000.00
09/30/2026	Coupon	91282CEF4	200,000.00	UNITED STATES TREASURY 2.5 03/31/2027		2,500.00	2,500.00
09/30/2026	Coupon	91282CFM8	260,000.00	UNITED STATES TREASURY 4.125 09/30/2027		5,362.50	5,362.50
09/30/2026	Coupon	91282CGT2	240,000.00	UNITED STATES TREASURY 3.625 03/31/2028		4,350.00	4,350.00

# CASH FLOW REPORT



City of Bell | Account # [REDACTED] | As of March 31, 2026

Payment Date	Transaction Type	CUSIP	Quantity	Security Description	Principal Amount	Income	Total Amount
<b>September 2026</b>							
<b>Total</b>					<b>341,205.03</b>	<b>44,559.40</b>	<b>385,764.43</b>
<b>OCTOBER 2026</b>							
10/01/2026	Coupon	13063D7D4	100,000.00	CALIFORNIA STATE 5.5 10/01/2028		2,750.00	2,750.00
10/08/2026	Coupon	89236TMS1	140,000.00	TOYOTA MOTOR CREDIT CORP 4.35 10/08/2027		3,045.00	3,045.00
10/13/2026	Coupon	79466LAF1	140,000.00	SALESFORCE INC 3.7 04/11/2028		2,590.00	2,590.00
10/15/2026	Coupon	02582JKH2	100,000.00	AMXCA 2024-1 A 5.23 04/16/2029		435.83	435.83
10/15/2026	Coupon	34532BAG6	55,000.00	FORDO 2025-B A3 3.91 04/15/2030		179.21	179.21
10/15/2026	Coupon	437921AD1	35,000.00	HAROT 252 A3 4.15 10/15/2029		121.04	121.04
10/15/2026	Coupon	448973AD9	36,842.15	HART 2024-A A3 4.99 02/15/2029		100.73	100.73
10/15/2026	Principal Paydown	448973AD9	36,842.15	HART 2024-A A3 4.99 02/15/2029	1,926.53		1,926.53
10/15/2026	Coupon	448976AD2	50,000.00	HART 2024-C A3 4.41 05/15/2029		166.41	166.41
10/15/2026	Principal Paydown	448976AD2	50,000.00	HART 2024-C A3 4.41 05/15/2029	2,742.53		2,742.53
10/15/2026	Coupon	44934QAD3	30,000.00	HART 2024-B A3 4.84 03/15/2029		87.37	87.37
10/15/2026	Principal Paydown	44934QAD3	30,000.00	HART 2024-B A3 4.84 03/15/2029	1,481.88		1,481.88
10/15/2026	Coupon	44935XAD7	45,000.00	HART 2025-B A3 4.36 12/17/2029		163.50	163.50
10/15/2026	Coupon	47787CAC7	53,438.07	JDOT 2023-C A3 5.48 05/15/2028		120.38	120.38
10/15/2026	Principal Paydown	47787CAC7	53,438.07	JDOT 2023-C A3 5.48 05/15/2028	3,348.90		3,348.90
10/15/2026	Coupon	58768YAD7	60,000.00	MBALT 2025-A A3 4.61 04/16/2029		230.50	230.50
10/15/2026	Coupon	58769GAD5	39,560.62	MBALT 2024-B A3 4.23 02/15/2028		22.38	22.38
10/15/2026	Principal Paydown	58769GAD5	39,560.62	MBALT 2024-B A3 4.23 02/15/2028	3,211.44		3,211.44
10/15/2026	Coupon	58770AAC7	5,319.33	MBART 2023-1 A3 4.51 11/15/2027		1.49	1.49
10/15/2026	Effective Maturity	58770AAC7	5,319.33	MBART 2023-1 A3 4.51 11/15/2027	397.19		397.19
10/15/2026	Coupon	58770YAD3	35,000.00	MBALT 2026-A A3 3.93 01/15/2030		114.63	114.63
10/15/2026	Coupon	64110LAS5	140,000.00	NETFLIX INC 4.875 04/15/2028		3,412.50	3,412.50
10/15/2026	Coupon	89231HAD8	35,000.00	TAOT 2025-B A3 4.34 11/15/2029		126.58	126.58
10/15/2026	Coupon	89238DAD0	40,732.98	TAOT 2024-A A3 4.83 10/16/2028		97.70	97.70
10/15/2026	Principal Paydown	89238DAD0	40,732.98	TAOT 2024-A A3 4.83 10/16/2028	2,152.21		2,152.21
10/15/2026	Coupon	89239FAD4	30,099.65	TAOT 2023-D A3 5.54 08/15/2028		84.54	84.54
10/15/2026	Principal Paydown	89239FAD4	30,099.65	TAOT 2023-D A3 5.54 08/15/2028	1,686.76		1,686.76
10/15/2026	Coupon	91282CKJ9	140,000.00	UNITED STATES TREASURY 4.5 04/15/2027		3,150.00	3,150.00
10/15/2026	Coupon	91282CMW8	300,000.00	UNITED STATES TREASURY 3.75 04/15/2028		5,625.00	5,625.00

# CASH FLOW REPORT



City of Bell | Account # [REDACTED] | As of March 31, 2026

Payment Date	Transaction Type	CUSIP	Quantity	Security Description	Principal Amount	Income	Total Amount
10/15/2026	Coupon	91282CPC9	300,000.00	UNITED STATES TREASURY 3.5 10/15/2028		5,250.00	5,250.00
10/15/2026	Coupon	92970QAA3	100,000.00	WFCIT 2024-1 A 4.94 02/15/2029		411.67	411.67
10/15/2026	Coupon	92970QAJ4	90,000.00	WFCIT 2025-1 A 4.34 05/15/2030		325.50	325.50
10/16/2026	Coupon	362549AD9	30,000.00	GMCAR 2025-2 A3 4.28 04/16/2030		107.00	107.00
10/16/2026	Coupon	362583AD8	10,863.88	GMCAR 2023-2 A3 4.47 02/16/2028		12.57	12.57
10/16/2026	Principal Paydown	362583AD8	10,863.88	GMCAR 2023-2 A3 4.47 02/16/2028	1,168.90		1,168.90
10/16/2026	Coupon	38014AAD3	35,000.00	GMCAR 2024-4 A3 4.4 08/16/2029		106.89	106.89
10/16/2026	Principal Paydown	38014AAD3	35,000.00	GMCAR 2024-4 A3 4.4 08/16/2029	1,855.11		1,855.11
10/19/2026	Coupon	61748UAK8	120,000.00	MORGAN STANLEY 4.133 10/18/2029		2,479.80	2,479.80
10/20/2026	Coupon	38012QAD0	29,159.24	GMALT 2024-3 A3 4.21 10/20/2027		8.01	8.01
10/20/2026	Effective Maturity	38012QAD0	29,159.24	GMALT 2024-3 A3 4.21 10/20/2027	2,283.88		2,283.88
10/21/2026	Coupon	38141GD27	120,000.00	GOLDMAN SACHS GROUP INC 4.153 10/21/2029		2,491.80	2,491.80
10/21/2026	Coupon	438123AC5	19,381.68	HAROT 2023-4 A3 5.67 06/21/2028		55.14	55.14
10/21/2026	Principal Paydown	438123AC5	19,381.68	HAROT 2023-4 A3 5.67 06/21/2028	1,184.59		1,184.59
10/21/2026	Coupon	43815CAD0	60,000.00	HAROT 2026-1 A3 3.78 09/23/2030		189.00	189.00
10/23/2026	Coupon	46647PAR7	35,000.00	JPMORGAN CHASE & CO 4.005 04/23/2029		700.88	700.88
10/23/2026	Coupon	95000U3T8	150,000.00	WELLS FARGO & CO 4.97 04/23/2029		3,727.50	3,727.50
10/26/2026	Coupon	096912AD2	30,000.00	BMWLT 2025-1 A3 4.43 06/26/2028		110.75	110.75
10/26/2026	Coupon	3137BVZ82	108,969.74	FHMS K-063 A2 3.43 01/25/2027		268.63	268.63
10/26/2026	Principal Paydown	3137BVZ82	108,969.74	FHMS K-063 A2 3.43 01/25/2027	8,915.25		8,915.25
10/26/2026	Coupon	3137FETN0	160,000.00	FHMS K-073 A2 3.35 01/25/2028		445.81	445.81
10/26/2026	Principal Paydown	3137FETN0	160,000.00	FHMS K-073 A2 3.35 01/25/2028	300.84		300.84
10/26/2026	Coupon	3137FHPJ6	110,000.00	FHMS K-080 A2 3.926 07/25/2028		359.88	359.88
10/26/2026	Coupon	3137FJEH8	105,000.00	FHMS K-081 A2 3.9 08/25/2028		341.25	341.25
10/26/2026	Coupon	3137FJKE8	54,000.00	FHMS K-082 A2 3.92 09/25/2028		176.40	176.40
10/26/2026	Coupon	3137FJXV6	100,000.00	FHMS K-083 A2 4.05 09/25/2028		337.50	337.50
10/26/2026	Coupon	3137FKZZ2	110,000.00	FHMS K-088 A2 3.69 01/25/2029		338.25	338.25
10/26/2026	Coupon	3137H4BY5	110,000.00	FHMS K-746 A2 2.031 09/25/2028		186.18	186.18
10/26/2026	Coupon	3137H5YC5	115,000.00	FHMS K-748 A2 2.26 01/25/2029		216.58	216.58
10/30/2026	Coupon	09247XAP6	150,000.00	BLACKROCK FINANCE INC 3.25 04/30/2029		2,437.50	2,437.50
<b>October 2026 Total</b>					<b>32,656.00</b>	<b>43,709.30</b>	<b>76,365.30</b>

# CASH FLOW REPORT



City of Bell | Account # [REDACTED] | As of March 31, 2026

Payment Date	Transaction Type	CUSIP	Quantity	Security Description	Principal Amount	Income	Total Amount
<b>NOVEMBER 2026</b>							
11/06/2026	Coupon	3133ERDS7	225,000.00	FEDERAL FARM CREDIT BANKS FUNDING CORP 4.75 05/06/2027		5,343.75	5,343.75
11/09/2026	Coupon	06051GMT3	150,000.00	BANK OF AMERICA CORP 4.623 05/09/2029		3,467.25	3,467.25
11/09/2026	Coupon	69371RU20	110,000.00	PACCAR FINANCIAL CORP 4.0 11/07/2028		2,200.00	2,200.00
11/10/2026	Coupon	665859AW4	150,000.00	NORTHERN TRUST CORP 4.0 05/10/2027		3,000.00	3,000.00
11/16/2026	Coupon	02079KAV9	45,000.00	ALPHABET INC 3.875 11/15/2028		871.88	871.88
11/16/2026	Coupon	02582JKH2	100,000.00	AMXCA 2024-1 A 5.23 04/16/2029		435.83	435.83
11/16/2026	Coupon	14913UBD1	110,000.00	CATERPILLAR FINANCIAL SERVICES CORP 3.95 11/14/2028		2,172.50	2,172.50
11/16/2026	Coupon	34532BAG6	55,000.00	FORDO 2025-B A3 3.91 04/15/2030		179.21	179.21
11/16/2026	Coupon	362549AD9	30,000.00	GMCAR 2025-2 A3 4.28 04/16/2030		107.00	107.00
11/16/2026	Coupon	362583AD8	10,863.88	GMCAR 2023-2 A3 4.47 02/16/2028		8.22	8.22
11/16/2026	Principal Paydown	362583AD8	10,863.88	GMCAR 2023-2 A3 4.47 02/16/2028	1,088.64		1,088.64
11/16/2026	Coupon	38014AAD3	35,000.00	GMCAR 2024-4 A3 4.4 08/16/2029		100.09	100.09
11/16/2026	Principal Paydown	38014AAD3	35,000.00	GMCAR 2024-4 A3 4.4 08/16/2029	1,820.22		1,820.22
11/16/2026	Coupon	437921AD1	35,000.00	HAROT 252 A3 4.15 10/15/2029		121.04	121.04
11/16/2026	Coupon	448973AD9	36,842.15	HART 2024-A A3 4.99 02/15/2029		92.72	92.72
11/16/2026	Principal Paydown	448973AD9	36,842.15	HART 2024-A A3 4.99 02/15/2029	1,889.37		1,889.37
11/16/2026	Coupon	448976AD2	50,000.00	HART 2024-C A3 4.41 05/15/2029		156.33	156.33
11/16/2026	Principal Paydown	448976AD2	50,000.00	HART 2024-C A3 4.41 05/15/2029	2,690.01		2,690.01
11/16/2026	Coupon	44934QAD3	30,000.00	HART 2024-B A3 4.84 03/15/2029		81.39	81.39
11/16/2026	Principal Paydown	44934QAD3	30,000.00	HART 2024-B A3 4.84 03/15/2029	1,453.35		1,453.35
11/16/2026	Coupon	44935XAD7	45,000.00	HART 2025-B A3 4.36 12/17/2029		163.50	163.50
11/16/2026	Coupon	47787CAC7	53,438.07	JDOT 2023-C A3 5.48 05/15/2028		105.09	105.09
11/16/2026	Principal Paydown	47787CAC7	53,438.07	JDOT 2023-C A3 5.48 05/15/2028	3,644.31		3,644.31
11/16/2026	Coupon	58768YAD7	60,000.00	MBALT 2025-A A3 4.61 04/16/2029		230.50	230.50
11/16/2026	Coupon	58769GAD5	39,560.62	MBALT 2024-B A3 4.23 02/15/2028		11.06	11.06
11/16/2026	Effective Maturity	58769GAD5	39,560.62	MBALT 2024-B A3 4.23 02/15/2028	3,136.75		3,136.75
11/16/2026	Coupon	58770YAD3	35,000.00	MBALT 2026-A A3 3.93 01/15/2030		114.63	114.63
11/16/2026	Coupon	89231HAD8	35,000.00	TAOT 2025-B A3 4.34 11/15/2029		126.58	126.58
11/16/2026	Coupon	89238DAD0	40,732.98	TAOT 2024-A A3 4.83 10/16/2028		89.03	89.03

# CASH FLOW REPORT



City of Bell | Account # [REDACTED] | As of March 31, 2026

Payment Date	Transaction Type	CUSIP	Quantity	Security Description	Principal Amount	Income	Total Amount
11/16/2026	Principal Paydown	89238DAD0	40,732.98	TAOT 2024-A A3 4.83 10/16/2028	2,107.18		2,107.18
11/16/2026	Coupon	89239FAD4	30,099.65	TAOT 2023-D A3 5.54 08/15/2028		76.76	76.76
11/16/2026	Principal Paydown	89239FAD4	30,099.65	TAOT 2023-D A3 5.54 08/15/2028	1,651.70		1,651.70
11/16/2026	Coupon	9128285M8	250,000.00	UNITED STATES TREASURY 3.125 11/15/2028		3,906.25	3,906.25
11/16/2026	Coupon	912828U24	265,000.00	UNITED STATES TREASURY 2.0 11/15/2026		2,650.00	2,650.00
11/16/2026	Final Maturity	912828U24	265,000.00	UNITED STATES TREASURY 2.0 11/15/2026	265,000.00		265,000.00
11/16/2026	Coupon	912828X88	275,000.00	UNITED STATES TREASURY 2.375 05/15/2027		3,265.63	3,265.63
11/16/2026	Coupon	92970QAA3	100,000.00	WFCIT 2024-1 A 4.94 02/15/2029		411.67	411.67
11/16/2026	Coupon	92970QAJ4	90,000.00	WFCIT 2025-1 A 4.34 05/15/2030		325.50	325.50
11/17/2026	Coupon	3130AXU63	160,000.00	FEDERAL HOME LOAN BANKS 4.625 11/17/2026		3,700.00	3,700.00
11/17/2026	Final Maturity	3130AXU63	160,000.00	FEDERAL HOME LOAN BANKS 4.625 11/17/2026	160,000.00		160,000.00
11/17/2026	Coupon	58933YBH7	30,000.00	MERCK & CO INC 4.05 05/17/2028		607.50	607.50
11/20/2026	Coupon	023135CS3	70,000.00	AMAZON.COM INC 3.9 11/20/2028		1,365.00	1,365.00
11/20/2026	Coupon	3133ERFJ5	115,000.00	FEDERAL FARM CREDIT BANKS FUNDING CORP 4.5 05/20/2027		2,587.50	2,587.50
11/23/2026	Coupon	438123AC5	19,381.68	HAROT 2023-4 A3 5.67 06/21/2028		49.54	49.54
11/23/2026	Principal Paydown	438123AC5	19,381.68	HAROT 2023-4 A3 5.67 06/21/2028	1,158.31		1,158.31
11/23/2026	Coupon	43815CAD0	60,000.00	HAROT 2026-1 A3 3.78 09/23/2030		189.00	189.00
11/25/2026	Coupon	096912AD2	30,000.00	BMWLT 2025-1 A3 4.43 06/26/2028		110.75	110.75
11/25/2026	Principal Paydown	096912AD2	30,000.00	BMWLT 2025-1 A3 4.43 06/26/2028	2,307.30		2,307.30
11/25/2026	Coupon	3137BVZ82	108,969.74	FHMS K-063 A2 3.43 01/25/2027		243.15	243.15
11/25/2026	Principal Paydown	3137BVZ82	108,969.74	FHMS K-063 A2 3.43 01/25/2027	18,479.70		18,479.70
11/25/2026	Coupon	3137FETN0	160,000.00	FHMS K-073 A2 3.35 01/25/2028		444.97	444.97
11/25/2026	Principal Paydown	3137FETN0	160,000.00	FHMS K-073 A2 3.35 01/25/2028	283.05		283.05
11/25/2026	Coupon	3137FHPJ6	110,000.00	FHMS K-080 A2 3.926 07/25/2028		359.88	359.88
11/25/2026	Coupon	3137FJEH8	105,000.00	FHMS K-081 A2 3.9 08/25/2028		341.25	341.25
11/25/2026	Coupon	3137FJKE8	54,000.00	FHMS K-082 A2 3.92 09/25/2028		176.40	176.40
11/25/2026	Coupon	3137FJXV6	100,000.00	FHMS K-083 A2 4.05 09/25/2028		337.50	337.50
11/25/2026	Coupon	3137FKZZ2	110,000.00	FHMS K-088 A2 3.69 01/25/2029		338.25	338.25
11/25/2026	Coupon	3137H4BY5	110,000.00	FHMS K-746 A2 2.031 09/25/2028		186.18	186.18

# CASH FLOW REPORT



City of Bell | Account # [REDACTED] | As of March 31, 2026

Payment Date	Transaction Type	CUSIP	Quantity	Security Description	Principal Amount	Income	Total Amount
11/25/2026	Coupon	3137H5YC5	115,000.00	FHMS K-748 A2 2.26 01/25/2029		216.58	216.58
<b>November 2026 Total</b>					<b>466,709.88</b>	<b>41,066.86</b>	<b>507,776.74</b>
<b>DECEMBER 2026</b>							
12/01/2026	Coupon	26444HAH4	150,000.00	DUKE ENERGY FLORIDA LLC 2.5 12/01/2029		1,875.00	1,875.00
12/15/2026	Coupon	02582JKH2	100,000.00	AMXCA 2024-1 A 5.23 04/16/2029		435.83	435.83
12/15/2026	Coupon	3133EPN50	110,000.00	FEDERAL FARM CREDIT BANKS FUNDING CORP 4.25 12/15/2028		2,337.50	2,337.50
12/15/2026	Coupon	34532BAG6	55,000.00	FORDO 2025-B A3 3.91 04/15/2030		179.21	179.21
12/15/2026	Coupon	437921AD1	35,000.00	HAROT 252 A3 4.15 10/15/2029		121.04	121.04
12/15/2026	Coupon	448973AD9	36,842.15	HART 2024-A A3 4.99 02/15/2029		84.86	84.86
12/15/2026	Principal Paydown	448973AD9	36,842.15	HART 2024-A A3 4.99 02/15/2029	1,798.14		1,798.14
12/15/2026	Coupon	448976AD2	50,000.00	HART 2024-C A3 4.41 05/15/2029		146.45	146.45
12/15/2026	Principal Paydown	448976AD2	50,000.00	HART 2024-C A3 4.41 05/15/2029	2,548.18		2,548.18
12/15/2026	Coupon	44934QAD3	30,000.00	HART 2024-B A3 4.84 03/15/2029		75.53	75.53
12/15/2026	Principal Paydown	44934QAD3	30,000.00	HART 2024-B A3 4.84 03/15/2029	1,380.29		1,380.29
12/15/2026	Coupon	44935XAD7	45,000.00	HART 2025-B A3 4.36 12/17/2029		163.50	163.50
12/15/2026	Coupon	47787CAC7	53,438.07	JDOT 2023-C A3 5.48 05/15/2028		88.45	88.45
12/15/2026	Principal Paydown	47787CAC7	53,438.07	JDOT 2023-C A3 5.48 05/15/2028	2,503.69		2,503.69
12/15/2026	Coupon	58768YAD7	60,000.00	MBALT 2025-A A3 4.61 04/16/2029		230.50	230.50
12/15/2026	Coupon	58770YAD3	35,000.00	MBALT 2026-A A3 3.93 01/15/2030		114.63	114.63
12/15/2026	Coupon	87612EBU9	45,000.00	TARGET CORP 4.35 06/15/2028		978.75	978.75
12/15/2026	Coupon	89231HAD8	35,000.00	TAOT 2025-B A3 4.34 11/15/2029		126.58	126.58
12/15/2026	Coupon	89238DAD0	40,732.98	TAOT 2024-A A3 4.83 10/16/2028		80.55	80.55
12/15/2026	Principal Paydown	89238DAD0	40,732.98	TAOT 2024-A A3 4.83 10/16/2028	2,014.13		2,014.13
12/15/2026	Coupon	89239FAD4	30,099.65	TAOT 2023-D A3 5.54 08/15/2028		69.13	69.13
12/15/2026	Principal Paydown	89239FAD4	30,099.65	TAOT 2023-D A3 5.54 08/15/2028	1,578.88		1,578.88
12/15/2026	Coupon	92970QAA3	100,000.00	WFCIT 2024-1 A 4.94 02/15/2029		411.67	411.67
12/15/2026	Coupon	92970QAJ4	90,000.00	WFCIT 2025-1 A 4.34 05/15/2030		325.50	325.50
12/16/2026	Coupon	362549AD9	30,000.00	GMCAR 2025-2 A3 4.28 04/16/2030		107.00	107.00
12/16/2026	Principal Paydown	362549AD9	30,000.00	GMCAR 2025-2 A3 4.28 04/16/2030	592.46		592.46
12/16/2026	Coupon	362583AD8	10,863.88	GMCAR 2023-2 A3 4.47 02/16/2028		4.16	4.16

# CASH FLOW REPORT



City of Bell | Account # [REDACTED] | As of March 31, 2026

Payment Date	Transaction Type	CUSIP	Quantity	Security Description	Principal Amount	Income	Total Amount
12/16/2026	Principal Paydown	362583AD8	10,863.88	GMCAR 2023-2 A3 4.47 02/16/2028	1,040.92		1,040.92
12/16/2026	Coupon	38014AAD3	35,000.00	GMCAR 2024-4 A3 4.4 08/16/2029		93.42	93.42
12/16/2026	Principal Paydown	38014AAD3	35,000.00	GMCAR 2024-4 A3 4.4 08/16/2029	1,726.16		1,726.16
12/21/2026	Coupon	17305EHA6	130,000.00	CCCIT 2025-A1 A1 4.3 06/21/2030		2,795.00	2,795.00
12/21/2026	Coupon	438123AC5	19,381.68	HAROT 2023-4 A3 5.67 06/21/2028		44.07	44.07
12/21/2026	Principal Paydown	438123AC5	19,381.68	HAROT 2023-4 A3 5.67 06/21/2028	1,110.08		1,110.08
12/21/2026	Coupon	43815CAD0	60,000.00	HAROT 2026-1 A3 3.78 09/23/2030		189.00	189.00
12/25/2026	Coupon	096912AD2	30,000.00	BMWLT 2025-1 A3 4.43 06/26/2028		102.23	102.23
12/25/2026	Principal Paydown	096912AD2	30,000.00	BMWLT 2025-1 A3 4.43 06/26/2028	3,780.91		3,780.91
12/25/2026	Coupon	3137BVZ82	108,969.74	FHMS K-063 A2 3.43 01/25/2027		190.33	190.33
12/25/2026	Principal Paydown	3137BVZ82	108,969.74	FHMS K-063 A2 3.43 01/25/2027	54,764.41		54,764.41
12/25/2026	Coupon	3137FETN0	160,000.00	FHMS K-073 A2 3.35 01/25/2028		444.18	444.18
12/25/2026	Principal Paydown	3137FETN0	160,000.00	FHMS K-073 A2 3.35 01/25/2028	302.55		302.55
12/25/2026	Coupon	3137FHPJ6	110,000.00	FHMS K-080 A2 3.926 07/25/2028		359.88	359.88
12/25/2026	Coupon	3137FJEH8	105,000.00	FHMS K-081 A2 3.9 08/25/2028		341.25	341.25
12/25/2026	Coupon	3137FJKE8	54,000.00	FHMS K-082 A2 3.92 09/25/2028		176.40	176.40
12/25/2026	Coupon	3137FJXV6	100,000.00	FHMS K-083 A2 4.05 09/25/2028		337.50	337.50
12/25/2026	Coupon	3137FKZZ2	110,000.00	FHMS K-088 A2 3.69 01/25/2029		338.25	338.25
12/25/2026	Coupon	3137H4BY5	110,000.00	FHMS K-746 A2 2.031 09/25/2028		186.18	186.18
12/25/2026	Coupon	3137H5YC5	115,000.00	FHMS K-748 A2 2.26 01/25/2029		216.58	216.58
12/28/2026	Coupon	437076DC3	75,000.00	HOME DEPOT INC 4.75 06/25/2029		1,781.25	1,781.25
12/31/2026	Coupon	91282CGB1	200,000.00	UNITED STATES TREASURY 3.875 12/31/2029		3,875.00	3,875.00
12/31/2026	Coupon	91282CGC9	300,000.00	UNITED STATES TREASURY 3.875 12/31/2027		5,812.50	5,812.50
12/31/2026	Coupon	91282CHK0	200,000.00	UNITED STATES TREASURY 4.0 06/30/2028		4,000.00	4,000.00
12/31/2026	Coupon	91282CJR3	150,000.00	UNITED STATES TREASURY 3.75 12/31/2028		2,812.50	2,812.50
<b>December 2026 Total</b>					<b>75,140.81</b>	<b>32,051.37</b>	<b>107,192.17</b>
<b>JANUARY 2027</b>							
01/07/2027	Coupon	24422EXZ7	95,000.00	JOHN DEERE CAPITAL CORP 4.65 01/07/2028		2,208.75	2,208.75
01/12/2027	Coupon	459058KT9	140,000.00	INTERNATIONAL BANK FOR RECONSTRUCTION AND DEVELOPM 3.5 07/12/2028		2,450.00	2,450.00
01/15/2027	Coupon	02582JKH2	100,000.00	AMXCA 2024-1 A 5.23 04/16/2029		435.83	435.83

# CASH FLOW REPORT



City of Bell | Account # [REDACTED] | As of March 31, 2026

Payment Date	Transaction Type	CUSIP	Quantity	Security Description	Principal Amount	Income	Total Amount
01/15/2027	Coupon	34532BAG6	55,000.00	FORDO 2025-B A3 3.91 04/15/2030		179.21	179.21
01/15/2027	Coupon	437921AD1	35,000.00	HAROT 252 A3 4.15 10/15/2029		121.04	121.04
01/15/2027	Coupon	448973AD9	36,842.15	HART 2024-A A3 4.99 02/15/2029		77.39	77.39
01/15/2027	Principal Paydown	448973AD9	36,842.15	HART 2024-A A3 4.99 02/15/2029	1,769.16		1,769.16
01/15/2027	Coupon	448976AD2	50,000.00	HART 2024-C A3 4.41 05/15/2029		137.08	137.08
01/15/2027	Principal Paydown	448976AD2	50,000.00	HART 2024-C A3 4.41 05/15/2029	2,506.28		2,506.28
01/15/2027	Coupon	44934QAD3	30,000.00	HART 2024-B A3 4.84 03/15/2029		69.96	69.96
01/15/2027	Principal Paydown	44934QAD3	30,000.00	HART 2024-B A3 4.84 03/15/2029	1,357.36		1,357.36
01/15/2027	Coupon	44935XAD7	45,000.00	HART 2025-B A3 4.36 12/17/2029		163.50	163.50
01/15/2027	Coupon	45950KDF4	80,000.00	INTERNATIONAL FINANCE CORP 4.375 01/15/2027		1,750.40	1,750.40
01/15/2027	Final Maturity	45950KDF4	80,000.00	INTERNATIONAL FINANCE CORP 4.375 01/15/2027	80,000.00		80,000.00
01/15/2027	Coupon	47787CAC7	53,438.07	JDOT 2023-C A3 5.48 05/15/2028		77.01	77.01
01/15/2027	Principal Paydown	47787CAC7	53,438.07	JDOT 2023-C A3 5.48 05/15/2028	3,860.57		3,860.57
01/15/2027	Coupon	58768YAD7	60,000.00	MBALT 2025-A A3 4.61 04/16/2029		230.50	230.50
01/15/2027	Coupon	58770YAD3	35,000.00	MBALT 2026-A A3 3.93 01/15/2030		114.63	114.63
01/15/2027	Coupon	89231HAD8	35,000.00	TAOT 2025-B A3 4.34 11/15/2029		126.58	126.58
01/15/2027	Coupon	89238DAD0	40,732.98	TAOT 2024-A A3 4.83 10/16/2028		72.45	72.45
01/15/2027	Principal Paydown	89238DAD0	40,732.98	TAOT 2024-A A3 4.83 10/16/2028	1,982.45		1,982.45
01/15/2027	Coupon	89239FAD4	30,099.65	TAOT 2023-D A3 5.54 08/15/2028		61.84	61.84
01/15/2027	Principal Paydown	89239FAD4	30,099.65	TAOT 2023-D A3 5.54 08/15/2028	1,552.32		1,552.32
01/15/2027	Coupon	91282CNM9	270,000.00	UNITED STATES TREASURY 3.875 07/15/2028		5,231.25	5,231.25
01/15/2027	Coupon	92970QAA3	100,000.00	WFCIT 2024-1 A 4.94 02/15/2029		411.67	411.67
01/15/2027	Coupon	92970QAJ4	90,000.00	WFCIT 2025-1 A 4.34 05/15/2030		325.50	325.50
01/18/2027	Coupon	362549AD9	30,000.00	GMCAR 2025-2 A3 4.28 04/16/2030		104.89	104.89
01/18/2027	Principal Paydown	362549AD9	30,000.00	GMCAR 2025-2 A3 4.28 04/16/2030	1,247.26		1,247.26
01/18/2027	Coupon	362583AD8	10,863.88	GMCAR 2023-2 A3 4.47 02/16/2028		0.29	0.29
01/18/2027	Effective Maturity	362583AD8	10,863.88	GMCAR 2023-2 A3 4.47 02/16/2028	76.96		76.96
01/18/2027	Coupon	38014AAD3	35,000.00	GMCAR 2024-4 A3 4.4 08/16/2029		87.09	87.09
01/18/2027	Principal Paydown	38014AAD3	35,000.00	GMCAR 2024-4 A3 4.4 08/16/2029	1,698.08		1,698.08
01/20/2027	Coupon	025816EJ4	120,000.00	AMERICAN EXPRESS CO 4.351 07/20/2029		2,610.60	2,610.60

# CASH FLOW REPORT



City of Bell | Account # [REDACTED] | As of March 31, 2026

Payment Date	Transaction Type	CUSIP	Quantity	Security Description	Principal Amount	Income	Total Amount
01/21/2027	Coupon	438123AC5	19,381.68	HAROT 2023-4 A3 5.67 06/21/2028		38.82	38.82
01/21/2027	Principal Paydown	438123AC5	19,381.68	HAROT 2023-4 A3 5.67 06/21/2028	1,088.05		1,088.05
01/21/2027	Coupon	43815CAD0	60,000.00	HAROT 2026-1 A3 3.78 09/23/2030		189.00	189.00
01/22/2027	Coupon	06406RCG0	150,000.00	BANK OF NEW YORK MELLON CORP 4.026 01/22/2030		3,019.50	3,019.50
01/25/2027	Coupon	096912AD2	30,000.00	BMWLT 2025-1 A3 4.43 06/26/2028		88.27	88.27
01/25/2027	Principal Paydown	096912AD2	30,000.00	BMWLT 2025-1 A3 4.43 06/26/2028	4,258.95		4,258.95
01/25/2027	Coupon	3137BVZ82	108,969.74	FHMS K-063 A2 3.43 01/25/2027		33.80	33.80
01/25/2027	Final Maturity	3137BVZ82	108,969.74	FHMS K-063 A2 3.43 01/25/2027	11,823.55		11,823.55
01/25/2027	Coupon	3137FETN0	160,000.00	FHMS K-073 A2 3.35 01/25/2028		443.34	443.34
01/25/2027	Principal Paydown	3137FETN0	160,000.00	FHMS K-073 A2 3.35 01/25/2028	284.84		284.84
01/25/2027	Coupon	3137FHPJ6	110,000.00	FHMS K-080 A2 3.926 07/25/2028		359.88	359.88
01/25/2027	Coupon	3137FJEH8	105,000.00	FHMS K-081 A2 3.9 08/25/2028		341.25	341.25
01/25/2027	Coupon	3137FJKE8	54,000.00	FHMS K-082 A2 3.92 09/25/2028		176.40	176.40
01/25/2027	Coupon	3137FJXV6	100,000.00	FHMS K-083 A2 4.05 09/25/2028		337.50	337.50
01/25/2027	Coupon	3137FKZZ2	110,000.00	FHMS K-088 A2 3.69 01/25/2029		338.25	338.25
01/25/2027	Coupon	3137H4BY5	110,000.00	FHMS K-746 A2 2.031 09/25/2028		186.18	186.18
01/25/2027	Coupon	3137H5YC5	115,000.00	FHMS K-748 A2 2.26 01/25/2029		216.58	216.58
01/25/2027	Coupon	46647PEU6	65,000.00	JPMORGAN CHASE & CO 4.915 01/24/2029		1,597.38	1,597.38
<b>January 2027 Total</b>					<b>113,505.83</b>	<b>24,413.60</b>	<b>137,919.43</b>
<b>FEBRUARY 2027</b>							
02/01/2027	Coupon	4581X0EM6	215,000.00	INTER-AMERICAN DEVELOPMENT BANK 4.375 02/01/2027		4,703.13	4,703.13
02/01/2027	Final Maturity	4581X0EM6	215,000.00	INTER-AMERICAN DEVELOPMENT BANK 4.375 02/01/2027	215,000.00		215,000.00
02/01/2027	Coupon	459058KW2	115,000.00	INTERNATIONAL BANK FOR RECONSTRUCTION AND DEVELOPM 4.625 08/01/2028		2,659.38	2,659.38
02/01/2027	Coupon	74340XBL4	140,000.00	PROLOGIS LP 4.375 02/01/2029		3,062.50	3,062.50
02/01/2027	Coupon	756109CW2	140,000.00	REALTY INCOME CORP 3.95 02/01/2029		2,765.00	2,765.00
02/01/2027	Coupon	91282CJW2	140,000.00	UNITED STATES TREASURY 4.0 01/31/2029		2,800.00	2,800.00
02/12/2027	Coupon	92826CAY8	95,000.00	VISA INC 3.8 02/12/2029		1,805.00	1,805.00
02/15/2027	Coupon	34532BAG6	55,000.00	FORDO 2025-B A3 3.91 04/15/2030		179.21	179.21

# CASH FLOW REPORT



City of Bell | Account # [REDACTED] | As of March 31, 2026

Payment Date	Transaction Type	CUSIP	Quantity	Security Description	Principal Amount	Income	Total Amount
02/15/2027	Coupon	437921AD1	35,000.00	HAROT 252 A3 4.15 10/15/2029		121.04	121.04
02/15/2027	Principal Paydown	437921AD1	35,000.00	HAROT 252 A3 4.15 10/15/2029	1,031.70		1,031.70
02/15/2027	Coupon	448973AD9	36,842.15	HART 2024-A A3 4.99 02/15/2029		70.03	70.03
02/15/2027	Principal Paydown	448973AD9	36,842.15	HART 2024-A A3 4.99 02/15/2029	1,750.56		1,750.56
02/15/2027	Coupon	448976AD2	50,000.00	HART 2024-C A3 4.41 05/15/2029		127.87	127.87
02/15/2027	Principal Paydown	448976AD2	50,000.00	HART 2024-C A3 4.41 05/15/2029	2,481.46		2,481.46
02/15/2027	Coupon	44934QAD3	30,000.00	HART 2024-B A3 4.84 03/15/2029		64.49	64.49
02/15/2027	Principal Paydown	44934QAD3	30,000.00	HART 2024-B A3 4.84 03/15/2029	1,288.73		1,288.73
02/15/2027	Coupon	44935XAD7	45,000.00	HART 2025-B A3 4.36 12/17/2029		163.50	163.50
02/15/2027	Coupon	47787CAC7	53,438.07	JDOT 2023-C A3 5.48 05/15/2028		59.38	59.38
02/15/2027	Principal Paydown	47787CAC7	53,438.07	JDOT 2023-C A3 5.48 05/15/2028	3,605.68		3,605.68
02/15/2027	Coupon	58768YAD7	60,000.00	MBALT 2025-A A3 4.61 04/16/2029		230.50	230.50
02/15/2027	Principal Paydown	58768YAD7	60,000.00	MBALT 2025-A A3 4.61 04/16/2029	2,485.92		2,485.92
02/15/2027	Coupon	58770YAD3	35,000.00	MBALT 2026-A A3 3.93 01/15/2030		114.63	114.63
02/15/2027	Coupon	89231HAD8	35,000.00	TAOT 2025-B A3 4.34 11/15/2029		126.58	126.58
02/15/2027	Principal Paydown	89231HAD8	35,000.00	TAOT 2025-B A3 4.34 11/15/2029	602.59		602.59
02/15/2027	Coupon	89238DAD0	40,732.98	TAOT 2024-A A3 4.83 10/16/2028		64.47	64.47
02/15/2027	Principal Paydown	89238DAD0	40,732.98	TAOT 2024-A A3 4.83 10/16/2028	1,960.59		1,960.59
02/15/2027	Coupon	89239FAD4	30,099.65	TAOT 2023-D A3 5.54 08/15/2028		54.68	54.68
02/15/2027	Principal Paydown	89239FAD4	30,099.65	TAOT 2023-D A3 5.54 08/15/2028	1,532.29		1,532.29
02/16/2027	Coupon	02582JKH2	100,000.00	AMXCA 2024-1 A 5.23 04/16/2029		435.83	435.83
02/16/2027	Coupon	362549AD9	30,000.00	GMCAR 2025-2 A3 4.28 04/16/2030		100.44	100.44
02/16/2027	Principal Paydown	362549AD9	30,000.00	GMCAR 2025-2 A3 4.28 04/16/2030	1,575.23		1,575.23
02/16/2027	Coupon	38014AAD3	35,000.00	GMCAR 2024-4 A3 4.4 08/16/2029		80.86	80.86
02/16/2027	Principal Paydown	38014AAD3	35,000.00	GMCAR 2024-4 A3 4.4 08/16/2029	1,681.18		1,681.18
02/16/2027	Coupon	91282CQA2	75,000.00	UNITED STATES TREASURY 3.5 02/15/2029		1,312.50	1,312.50
02/16/2027	Coupon	92970QAA3	100,000.00	WFCIT 2024-1 A 4.94 02/15/2029		425.39	425.39
02/16/2027	Effective Maturity	92970QAA3	100,000.00	WFCIT 2024-1 A 4.94 02/15/2029	100,000.00		100,000.00
02/16/2027	Coupon	92970QAJ4	90,000.00	WFCIT 2025-1 A 4.34 05/15/2030		325.50	325.50
02/22/2027	Coupon	438123AC5	19,381.68	HAROT 2023-4 A3 5.67 06/21/2028		33.68	33.68
02/22/2027	Principal Paydown	438123AC5	19,381.68	HAROT 2023-4 A3 5.67 06/21/2028	1,070.07		1,070.07
02/22/2027	Coupon	43815CAD0	60,000.00	HAROT 2026-1 A3 3.78 09/23/2030		189.00	189.00

# CASH FLOW REPORT



City of Bell | Account # [REDACTED] | As of March 31, 2026

Payment Date	Transaction Type	CUSIP	Quantity	Security Description	Principal Amount	Income	Total Amount
02/25/2027	Coupon	096912AD2	30,000.00	BMWLT 2025-1 A3 4.43 06/26/2028		72.55	72.55
02/25/2027	Principal Paydown	096912AD2	30,000.00	BMWLT 2025-1 A3 4.43 06/26/2028	3,572.85		3,572.85
02/25/2027	Coupon	3137FETN0	160,000.00	FHMS K-073 A2 3.35 01/25/2028		442.54	442.54
02/25/2027	Principal Paydown	3137FETN0	160,000.00	FHMS K-073 A2 3.35 01/25/2028	285.71		285.71
02/25/2027	Coupon	3137FHPJ6	110,000.00	FHMS K-080 A2 3.926 07/25/2028		359.88	359.88
02/25/2027	Coupon	3137FJEH8	105,000.00	FHMS K-081 A2 3.9 08/25/2028		341.25	341.25
02/25/2027	Coupon	3137FJKE8	54,000.00	FHMS K-082 A2 3.92 09/25/2028		176.40	176.40
02/25/2027	Coupon	3137FJXV6	100,000.00	FHMS K-083 A2 4.05 09/25/2028		337.50	337.50
02/25/2027	Coupon	3137FKZZ2	110,000.00	FHMS K-088 A2 3.69 01/25/2029		338.25	338.25
02/25/2027	Coupon	3137H4BY5	110,000.00	FHMS K-746 A2 2.031 09/25/2028		186.18	186.18
02/25/2027	Coupon	3137H5YC5	115,000.00	FHMS K-748 A2 2.26 01/25/2029		216.58	216.58
<b>February 2027 Total</b>					<b>339,924.56</b>	<b>24,545.71</b>	<b>364,470.27</b>
<b>Grand Total</b>			<b>46,723,619.45</b>		<b>1,805,142.31</b>	<b>387,920.05</b>	<b>2,193,062.37</b>

## IMPORTANT DISCLOSURES



City of Bell | Account # [REDACTED] | As of March 31, 2026

Chandler Asset Management, Inc. (“Chandler”) is an SEC registered investment adviser. For additional information about our firm, please see our current disclosures (Form ADV). To obtain a copy of our current disclosures, you may contact your client service representative by calling the number on the front of this statement or you may visit our website at [www.chandlerasset.com](http://www.chandlerasset.com).

Information contained in this monthly statement is confidential and is provided for informational purposes only and should not be construed as specific investment or legal advice. The information contained herein was obtained from sources believed to be reliable as of the date of this statement, but may become outdated or superseded at any time without notice.

**Custody:** Your qualified custodian bank maintains control of all assets reflected in this statement and we urge you to compare this statement to the one you receive from your qualified custodian. Chandler does not have any authority to withdraw or deposit funds from/to the custodian account.

**Valuation:** Prices are provided by IDC, an independent pricing source. In the event IDC does not provide a price or if the price provided is not reflective of fair market value, Chandler will obtain pricing from an alternative approved third party pricing source in accordance with our written valuation policy and procedures. Our valuation procedures are also disclosed in Item 5 of our Form ADV Part 2A.

**Performance:** Performance results are presented gross-of-advisory fees and represent the client’s Total Return. The deduction of advisory fees lowers performance results. These results include the reinvestment of dividends and other earnings. Past performance may not be indicative of future results. Therefore, clients should not assume that future performance of any specific investment or investment strategy will be profitable or equal to past performance levels. All investment strategies have the potential for profit or loss. Economic factors, market conditions or changes in investment strategies, contributions or withdrawals may materially alter the performance and results of your portfolio.

Source ICE Data Indices, LLC (“ICE”), used with permission. ICE PERMITS USE OF THE ICE INDICES AND RELATED DATA ON AN “AS IS” BASIS; ICE, ITS AFFILIATES AND THEIR RESPECTIVE THIRD PARTY SUPPLIERS DISCLAIM ANY AND ALL WARRANTIES AND REPRESENTATIONS, EXPRESS AND/OR IMPLIED, INCLUDING ANY WARRANTIES OF MERCHANTABILITY OR FITNESS FOR A PARTICULAR PURPOSE OR USE, INCLUDING THE INDICES, INDEX DATA AND ANY DATA INCLUDED IN, RELATED TO, OR DERIVED THEREFROM. NEITHER ICE DATA, ITS AFFILIATES OR THEIR RESPECTIVE THIRD PARTY PROVIDERS GUARANTEE THE QUALITY, ADEQUACY, ACCURACY, TIMELINESS OR COMPLETENESS OF THE INDICES OR THE INDEX DATA OR ANY COMPONENT THEREOF, AND THE INDICES AND INDEX DATA AND ALL COMPONENTS THEREOF ARE PROVIDED ON AN “AS IS” BASIS AND LICENSEE’S USE IS AT LICENSEE’S OWN RISK. ICE DATA, ITS AFFILIATES AND THEIR RESPECTIVE THIRD PARTY DO NOT SPONSOR, ENDORSE, OR RECOMMEND CHANDLER, OR ANY OF ITS PRODUCTS OR SERVICES.

Index returns assume reinvestment of all distributions. Historical performance results for investment indexes generally do not reflect the deduction of transaction and/or custodial charges or the deduction of an investment management fee, the incurrence of which would have the effect of decreasing historical performance results. It is not possible to invest directly in an index.

**Ratings:** Ratings information have been provided by Moody’s, S&P and Fitch through data feeds we believe to be reliable as of the date of this statement, however we cannot guarantee its accuracy.

Security level ratings for U.S. Agency issued mortgage-backed securities (“MBS”) reflect the issuer rating because the securities themselves are not rated. The issuing U.S. Agency guarantees the full and timely payment of both principal and interest.

**LGIP Yields:** Reported yields for local government investment pools may be presented as either the 30-day yield or the monthly distribution yield, as applicable. For certain funds, the 30-day yield is calculated using reported daily yield data. Yield calculations are subject to change and may not be directly comparable across funds.

**LAIF Yields:** Additional Disclosure for CA Clients - As a result of a reporting lag from the Local Agency Investment Fund (LAIF), reported LAIF yields represent the most recently available Daily Effective Yield and may reflect data from approximately 7–10 days prior to month-end.

## BENCHMARK INDEX & DISCLOSURES



City of Bell | Account # [REDACTED] | As of March 31, 2026

Benchmark	Disclosure
ICE BofA 1-3 Yr US Treasury & Agency Index	The ICE BofA 1-3 Year US Treasury & Agency Index tracks the performance of US dollar denominated US Treasury and nonsubordinated US agency debt issued in the US domestic market. Qualifying securities must have an investment grade rating (based on an average of Moody's, S&P and Fitch). Qualifying securities must have at least one year remaining term to final maturity and less than three years remaining term to final maturity, at least 18 months to maturity at time of issuance, a fixed coupon schedule, and a minimum amount outstanding of \$1 billion for sovereigns and \$250 million for agencies.